

**CPR, First Aid, and Basic Emergency Care Youth Workshop**

Conducted at the Awassa Children's Project (Hawassa, Ethiopia)

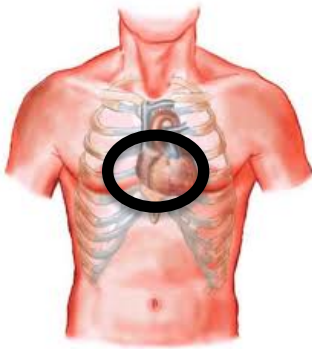
Saturday, 08 June 2013

Write in or circle the correct answer:

1. What is your grade level? \_\_\_\_\_
  2. What is your gender?                      MALE                      FEMALE
  3. What languages do you speak (circle all that apply)?  
OROMIA      AMHARIC      SIDAMAIGNA                      WOLAYTAIGNA  
ENGLISH      OTHER (please list): \_\_\_\_\_
- 
- 

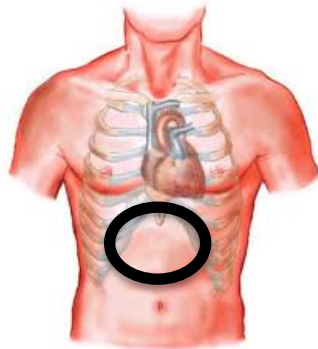
4. Which of the following is an appropriate response to a flood?
  - a. Avoid touching others, especially young children, as this spreads germs.
  - b. Use soap and disinfected water to wash hands or any other body parts that come in contact with the water.
  - c. Avoid any stagnant water that may be near roads or homes.
  - d. Cover your mouth with a scarf as often as possibly, especially when coughing.
5. Which of the following shows the correct order of steps to treat a bleeding, open wound?
  - a. Bandage the wound; dress the wound; keep the limb elevated.
  - b. Apply direct pressure and elevate the limb; bandage the wound; clean the wound.
  - c. Clean the wound; dress the wound; bandage the wound; apply direct pressure to the wound.
  - d. Apply direct pressure and elevate the limb; clean the wound; dress wound; bandage wound.
6. After which of the following tasks is it **NOT** necessary to wash your hands?
  - a. After touching animals, animal feed, or animal waste.
  - b. Before, during, and after food preparation.
  - c. After using the toilet.
  - d. It is necessary to wash your hands after ALL of the listed activities.

7. Which of the following shows the correct location of hand positioning for CPR?



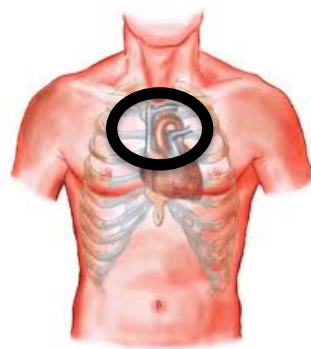
a.

Bottom of the sternum,  
Middle of the chest.



b.

Below the sternum,  
On top of the abdomen



c.

Middle of the sternum

8. Which of the following is **NOT** a step in proper hand washing?

- a. Rubbing your palms together (High Five).
- b. Lacing your fingers together (snake or butterfly).
- c. Scrubbing your forearms.
- d. Cleaning your wrist area.

**CPR, First Aid, and Basic Emergency Care Youth Workshop**

Conducted at the Awassa Children's Project (Hawassa, Ethiopia)

Saturday, 08 June 2013

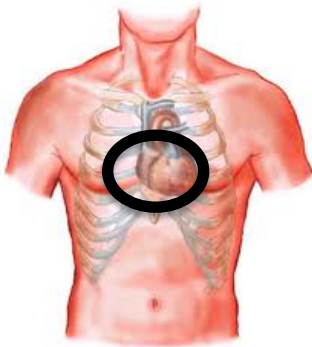
Write in or circle the correct answer:

1. What did you like BEST about today's activity? \_\_\_\_\_
2. What did you not like about today's activity? \_\_\_\_\_
3. Do you plan to share the information you learned today with others?                      YES      NO
4. If you answered YES to Question 3, what information will you share?  
\_\_\_\_\_
5. What health-related topics would you like to learn more about? \_\_\_\_\_  
\_\_\_\_\_  
\_\_\_\_\_

---

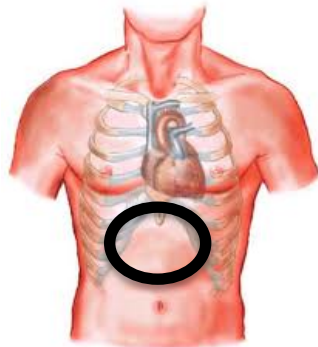
6. Which of the following is an appropriate response to a flood?
  - a. Avoid touching others, especially young children, as this spreads germs.
  - b. Use soap and disinfected water to wash hands or any other body parts that come in contact with the water.
  - c. Avoid any stagnant water that may be near roads or homes.
  - d. Cover your mouth with a scarf as often as possibly, especially when coughing.
7. Which of the following shows the correct order of steps to treat a bleeding, open wound?
  - a. Bandage the wound; dress the wound; keep the limb elevated.
  - b. Apply direct pressure and elevate the limb; bandage the wound; clean the wound.
  - c. Clean the wound; dress the wound; bandage the wound; apply direct pressure to the wound.
  - d. Apply direct pressure and elevate the limb; clean the wound; dress wound; bandage wound.
8. After which of the following tasks is it **NOT** necessary to wash your hands?
  - a. After touching animals, animal feed, or animal waste.
  - b. Before, during, and after food preparation.
  - c. After using the toilet.
  - d. It is necessary to wash your hands after ALL of the listed activities.

9. Which of the following shows the correct location of hand positioning for CPR?



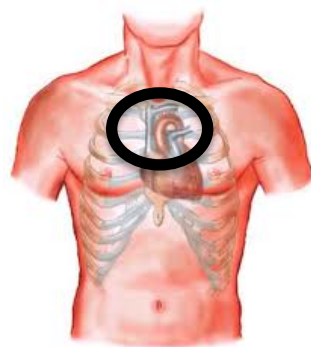
a.

Bottom of the sternum,  
Middle of the chest.



b.

Below the sternum,  
On top of the abdomen



c.

Middle of the sternum

10. Which of the following is **NOT** a step in proper hand washing?
- a. Rubbing your palms together (High Five).
  - b. Lacing your fingers together (snake or butterfly).
  - c. Scrubbing your forearms.
  - d. Cleaning your wrist area.