

Practices and Policy to Promote the Health of Latino and Indigenous Farmworkers in Oregon



Stephanie Farquhar, Santiago Ventura, Julie Samples,
Nargess Shadbeh, and Nancy Cuilwik

American Public Health Association Meeting
Washington, D.C.
November 5 2007

Indigenous Farmworkers

- 174,000 farmworkers in Oregon
 - 90% from Mexico & Central America
 - 40% indigenous descent
- Speak indigenous languages
- No contemporary standard written format
- Cultural and linguistic isolation
- Double discrimination
- Fear of retaliation leads to exploitation in jobs, wages, and housing

Partners of *Promoting Occupational Health Among Indigenous Farmworkers*

- Oregon Law Center
- SALUD Medical Center
- Pineros y Campesinos Unidos del Noroeste (PCUN)
- Portland State University School of Community Health
- Farmworker Justice

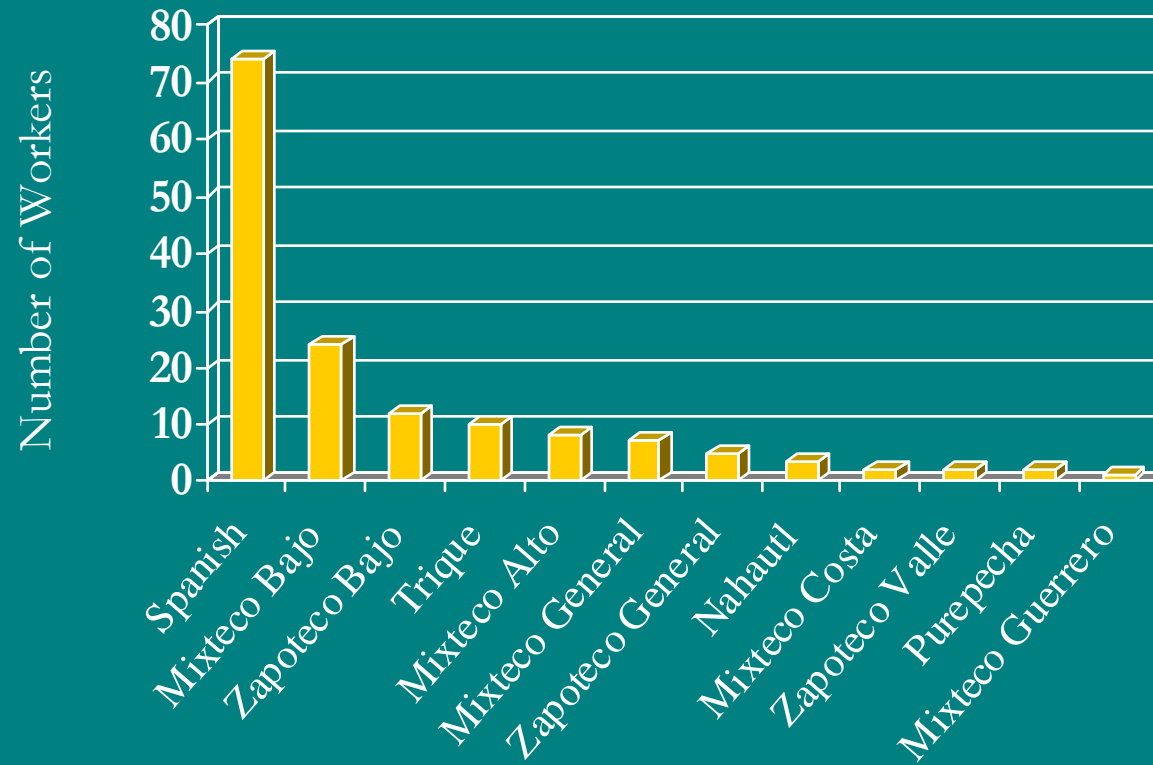


Baseline Surveys

- Administered to 150 farmworkers
 - 74 Latino, 76 Indigenous
- Growing season: April - October 2006
- Completed in Spanish, Mixteco and Triqui by 4 multilingual project outreach workers
- Survey included questions:
 - demographics and language
 - pesticide training
 - working conditions
 - discrimination
 - health status and access to care
 - obtain health and social services information



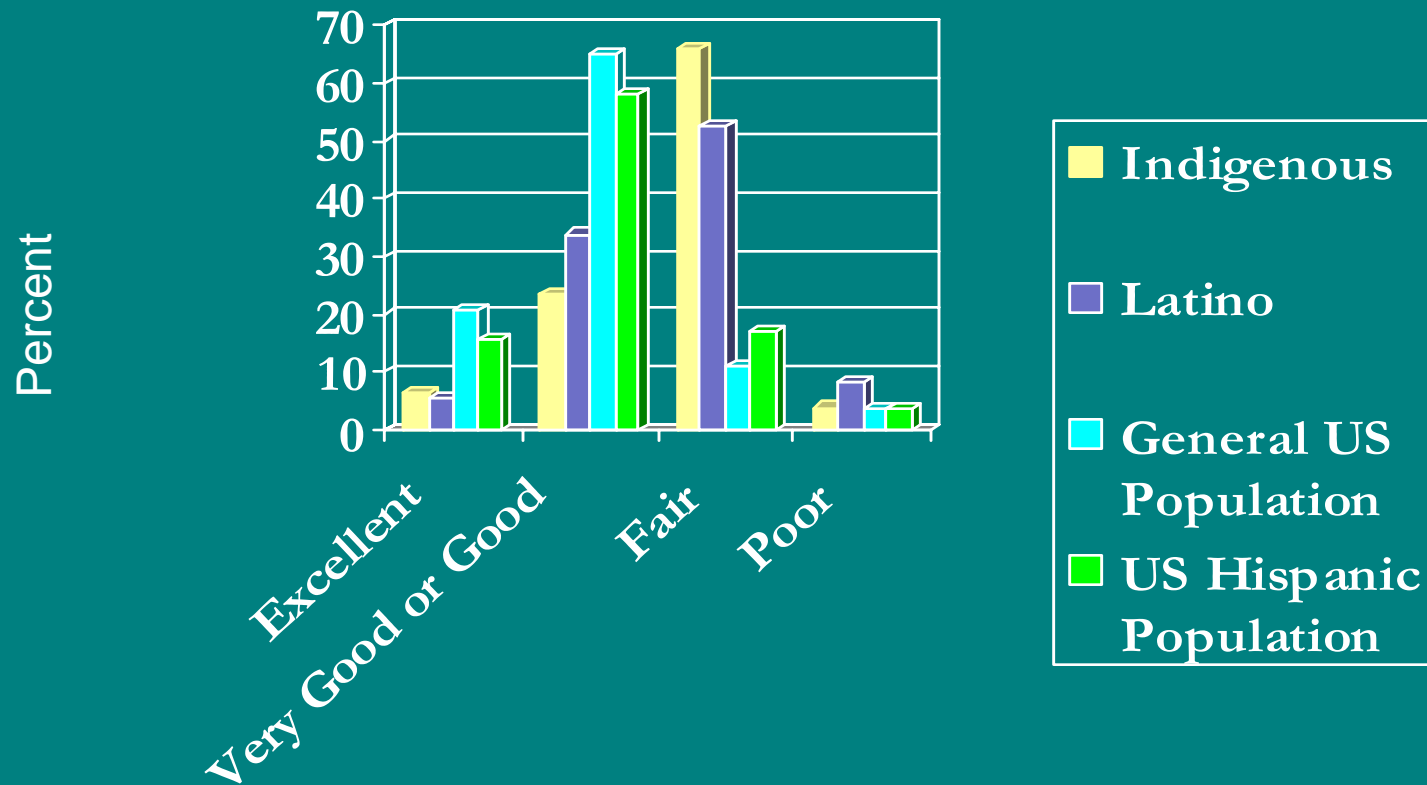
Languages of Farmworkers



Demographic Characteristics

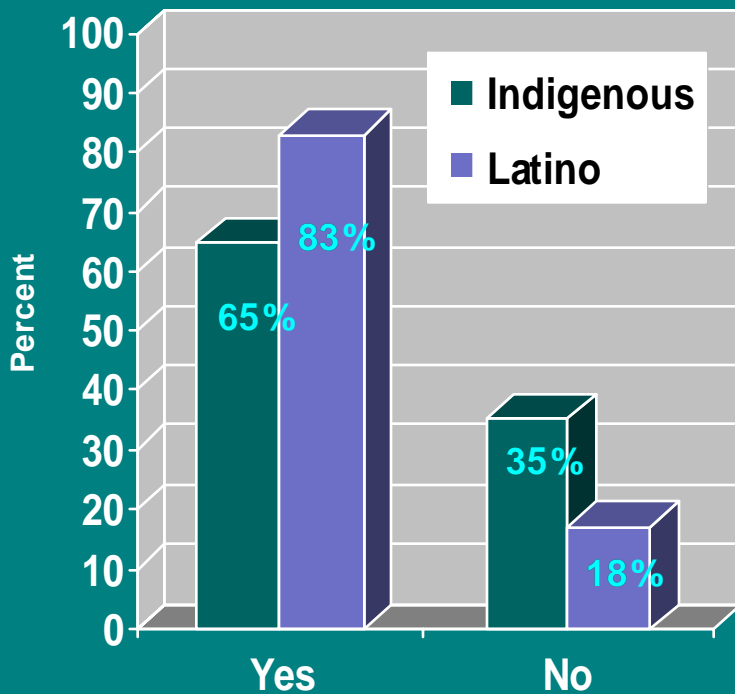
Survey Item	Total Sample (n=150)	Latino Non-Indigenous (n=74)	Indigenous (n=76)	p-value
Age in years	34.2	36.0	32.5	.046
Gender				
Male	102 (68%)	53 (72%)	49 (64%)	.348
Female	48 (32%)	21 (28%)	27 (36%)	
Years lived in the US	9.5	11.4	7.6	.002
Years of school in Mexico	4.6	5.2	4.1	.030
Years of school in US	0.2	0.2	0.1	.356
Current living situation				
Apartment	58 (39%)	30 (41%)	28 (37%)	.068
Labor camp	49 (33%)	26 (36%)	23 (30%)	
House	27 (18%)	12 (16%)	15 (20%)	
Trailer	10 (7%)	1 (1%)	9 (12%)	
Other	5 (3%)	4 (5%)	1 (1%)	

Self Reported Health

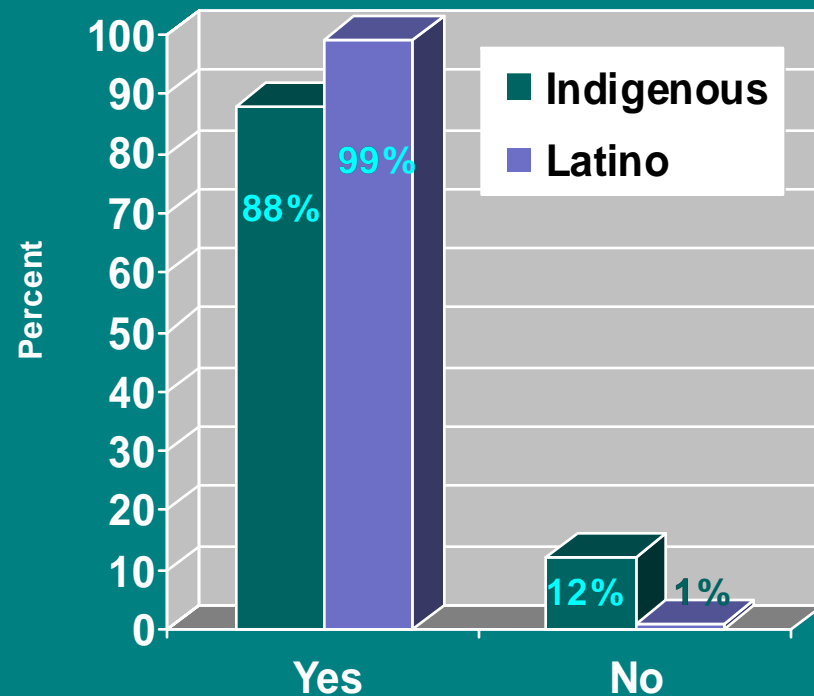


Pesticides and Health

Has concerns about the *immediate* health effects of pesticides (p<.01)

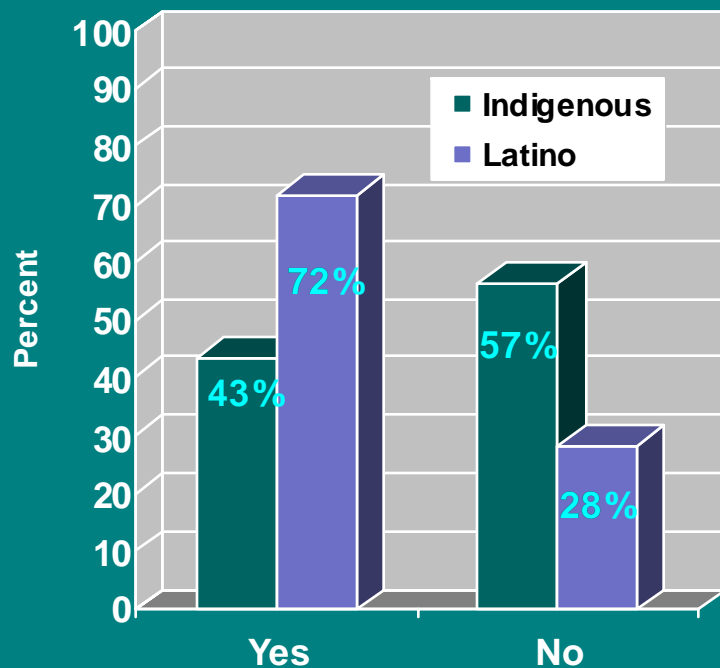


Has concerns about the *future* health effects of pesticides (p<.01)

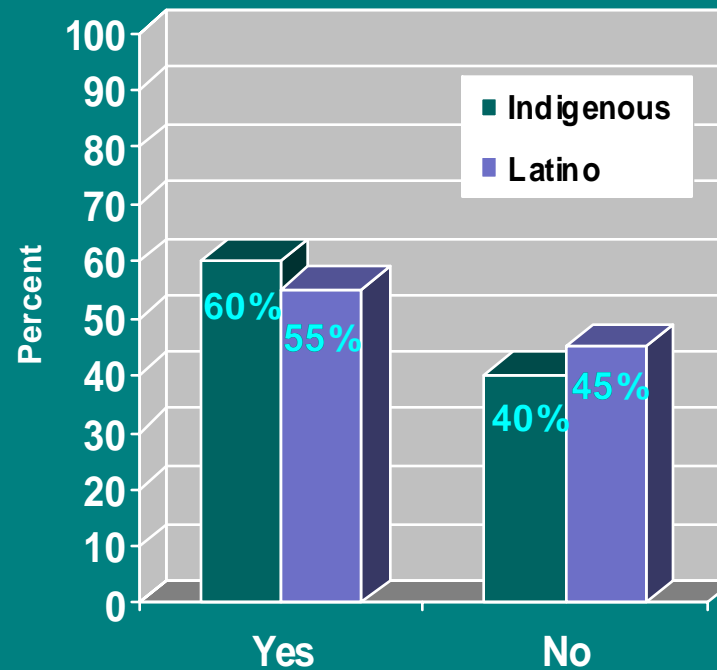


Pesticides and Training

Reported currently or previously working in pesticide treated areas ($p < .01$)



Received any form of pesticide training



Workplace Discrimination and Influence

Survey Item	Total Sample (n=150)	Latino Non-indigenous (n=74)	Indigenous (n=76)	p-value
Worker feels discriminated against for speaking their native language	30 (20%)	6 (8%)	24 (32%)	.000
<i>I am proud of my work</i>				
Totally Agree	38 (29%)	19 (28%)	19 (31%)	.241
Some what Agree	41 (32%)	18 (26%)	23 (38%)	
Neutral	34 (26%)	23 (34%)	11 (18%)	
Some what Disagree	8 (6%)	3 (4%)	5 (8%)	
Totally Disagree	8 (6%)	5 (7%)	3 (5%)	
<i>I have influence over the decisions that are made where I work</i>				
Totally Agree	12 (9%)	6 (9%)	6 (10%)	.254
Some what Agree	36 (28%)	16 (24%)	20 (33%)	
Neutral	27 (21%)	15 (22%)	12 (20%)	
Some what Disagree	14 (11%)	5 (7%)	9 (15%)	
Totally Disagree	38 (30%)	25 (37%)	13 (22%)	

Primary Conclusions

- Farmworkers report poorer health and a greater prevalence of certain conditions than the general population
- Indigenous and Latino farmworkers have different perceptions of the health risks of pesticides
- Workers have not received adequate training in an appropriate language
- Farmworkers are generally proud of their work but feel they have little influence over workplace decisions

Application of Data to Policy and Practice



- *Promotores* program
- Outreach and education
- Governmental regulators & clinicians
- Hiring practices
- Positions of leadership
- Federal & state policy