

Evaluating a statewide permanent housing program for chronically homeless persons:



Photo by John Deputy

The Massachusetts *Home & Healthy for Good* Initiative

Jessie M. Gaeta, MD Massachusetts Housing & Shelter Alliance &
Boston Health Care for the Homeless Program

William H. Fisher, PhD University of Massachusetts Medical School

Outline



- ❑ **Overview of population**
- ❑ **Description of program**
- ❑ **Evaluation methods**
- ❑ **Preliminary findings**
- ❑ **Difficulties**
- ❑ **Future directions**

Overview of Population

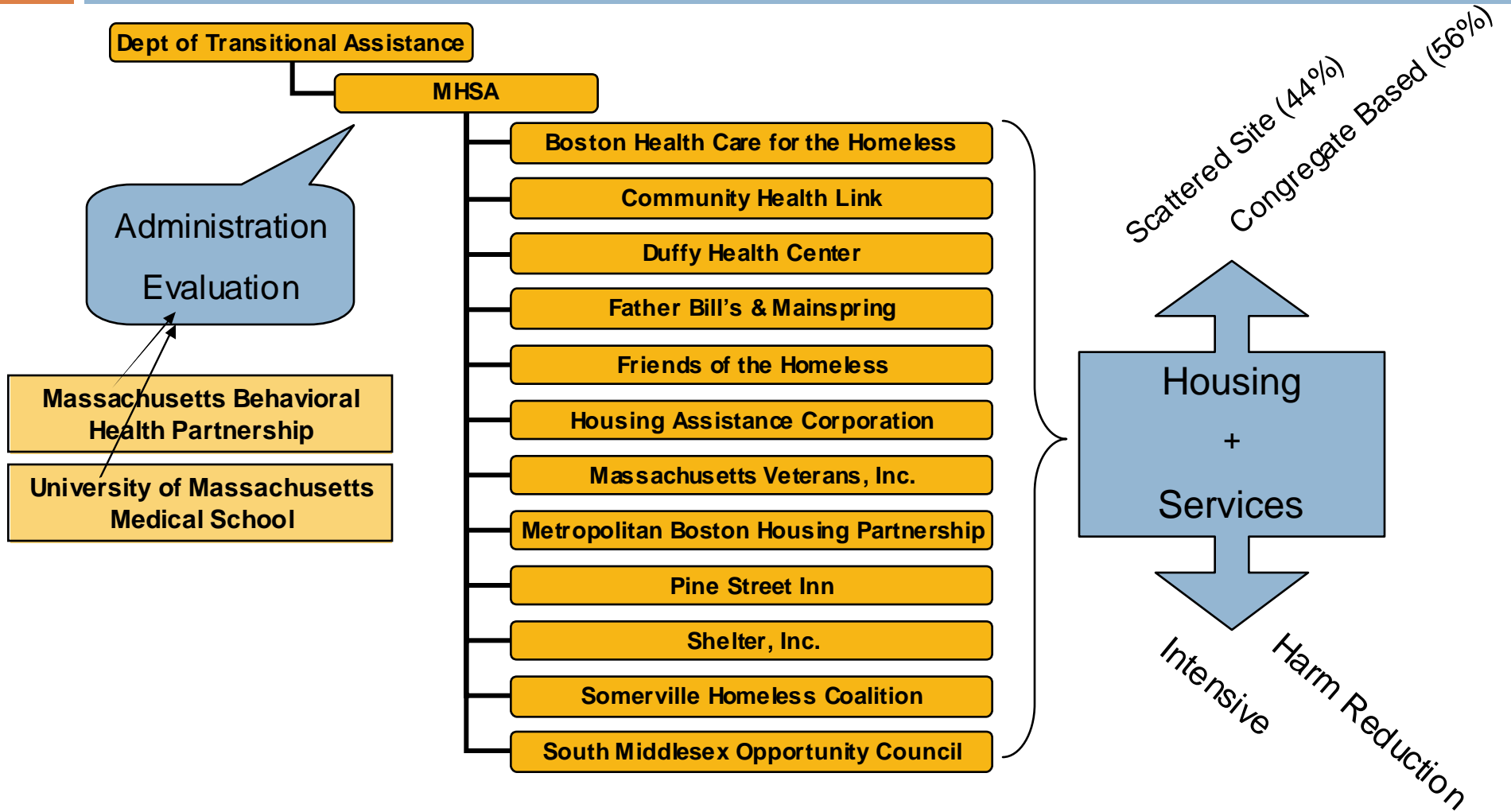


Description of Program

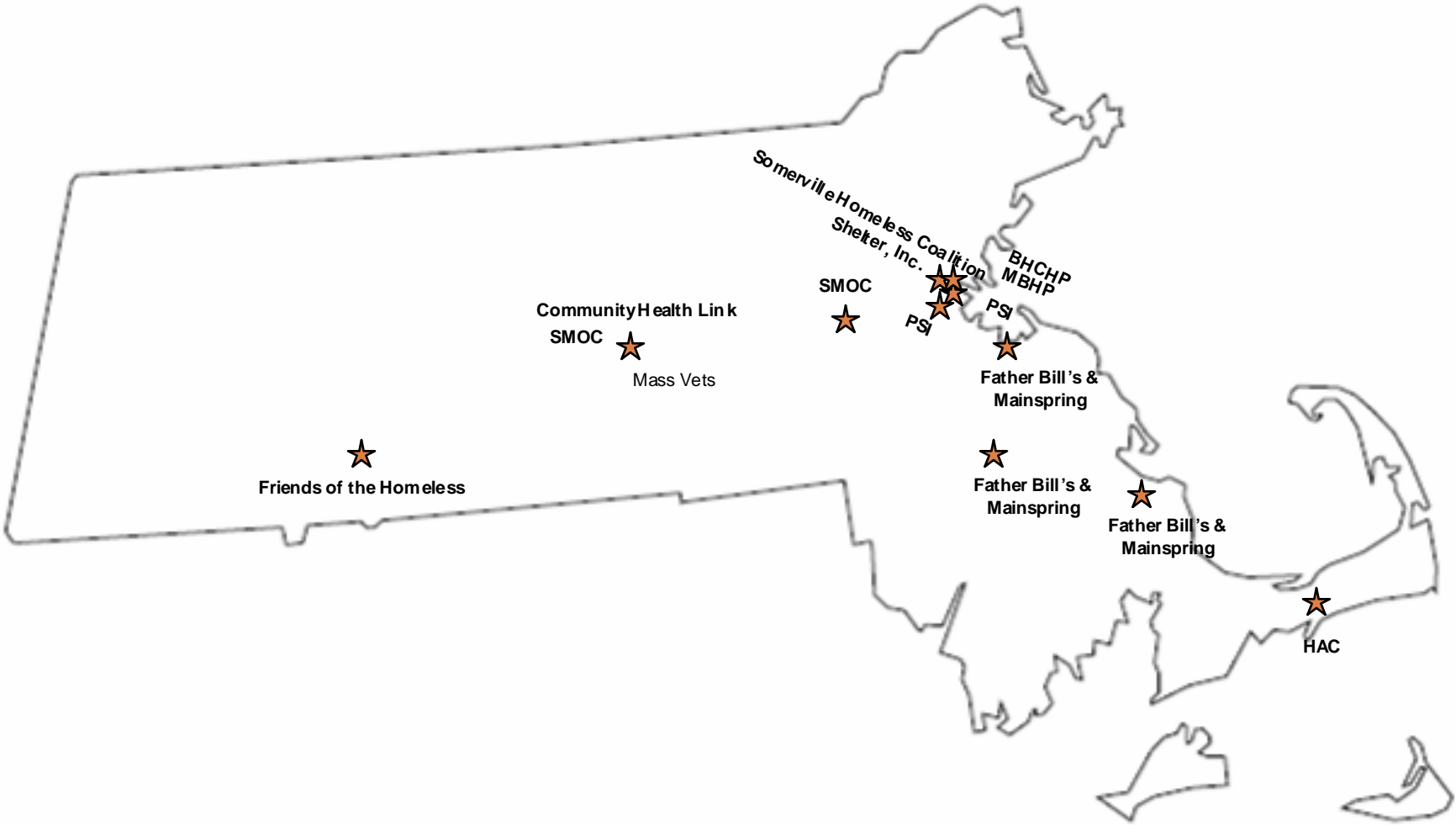
- Statewide pilot Housing First program for chronically homeless individuals
 - FY07 \$600,000
 - FY08 \$1,200,000
 - Federal and private \$\$ leveraged
- Evaluation with focus on cost savings
- Unique aspects

Photo by John Deputy

Description of Program



Description of Program



Evaluation Methods

- Tenant interviews
 - Entry and monthly
 - Conducted by case managers
 - Self report
 - Quality of life
 - Nature of disabilities
 - Benefits
 - Service usage
- Costs of each service estimated based on averages
- Medicaid claims data *in progress*
- Statistical analysis by U. Mass *in progress*

Preliminary Findings

□ Gender

□ Male	77%
□ Female	22%
□ Transgender	1%

□ Age

□ 18-30	10%
□ 31-50	45%
□ 51-61	39%
□ 62+	5%
□ Unknown	1%

□ Race

□ White	76%
□ African Amer.	14%
□ Native Amer.	3%
□ Asian	2%
□ Unknown	5%

□ Ethnicity

□ Non-Hispanic	81%
□ Hispanic	12%
□ Unknown	7%

Preliminary Findings

□ Disability

- Mental 62%
- Medical 55%
- Active Sub Use 21%
- Multiple 47%

□ Health Insurance

- Medicaid 79%
- Medicare 9%
- None 6%
- Free Care 5%
- Private 1%

□ Average Length of Homelessness 5.7 yrs

□ Location prior to housing

- Shelter 53%
- Street 18%
- Other 18%
- Unknown 11%

Preliminary Findings



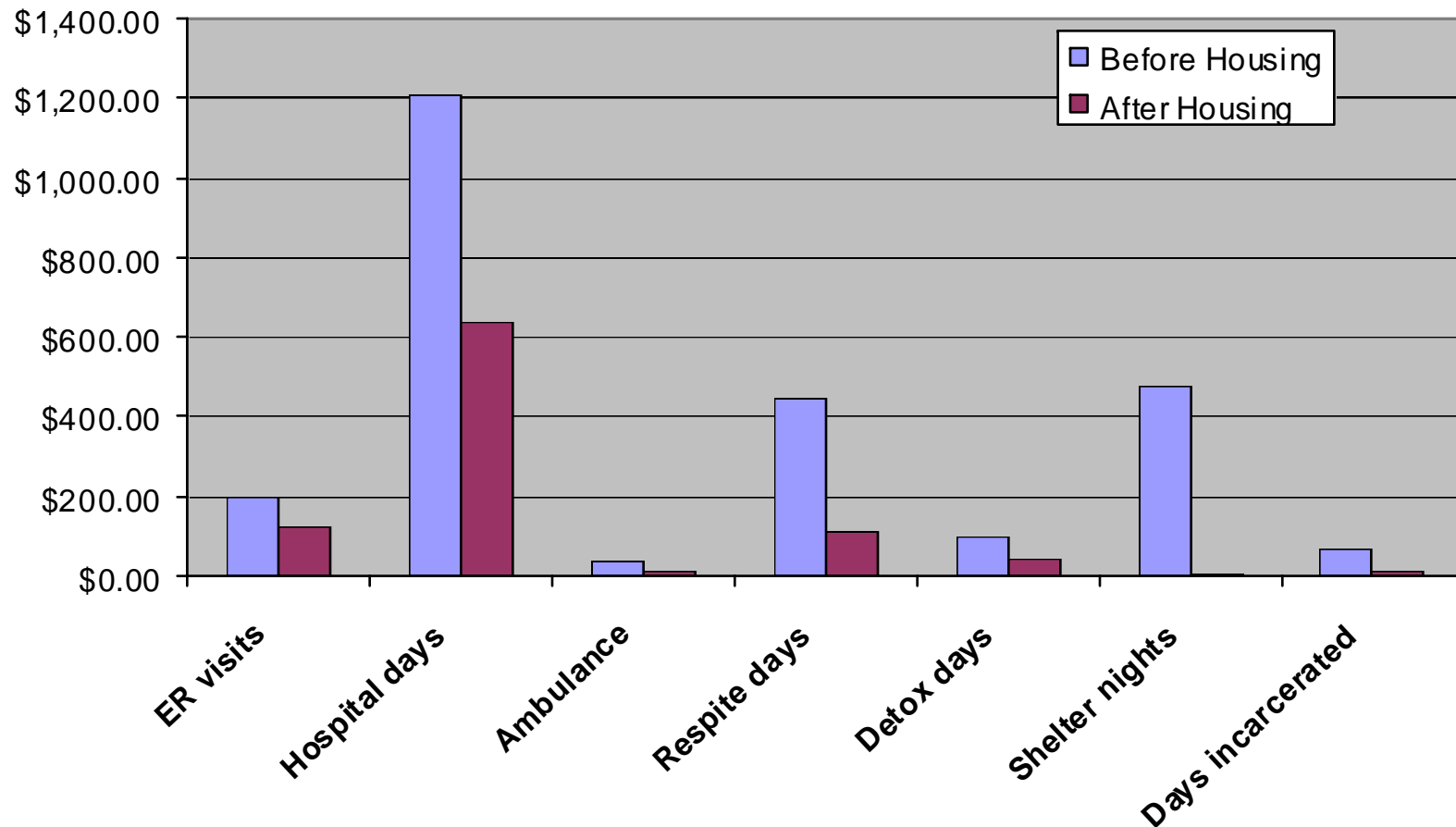
- 155 out of 204 people remain housed
 - 19 people moved on to other permanent housing
 - **Tenancy stability rate = 85%**
 - Average time housed as of 10/07 = 8 months

Preliminary Findings

- 30 people didn't make it
 - Problems *not* inherent to Housing First
 - Domestic violence issues (1)
 - Sex offender (1)
 - Incarceration (3)
 - (21) {
 - Tenant failed to make accommodation to housing
 - Program failed to make accommodation to tenant
 - Deceased (3)
 - Unknown (1)

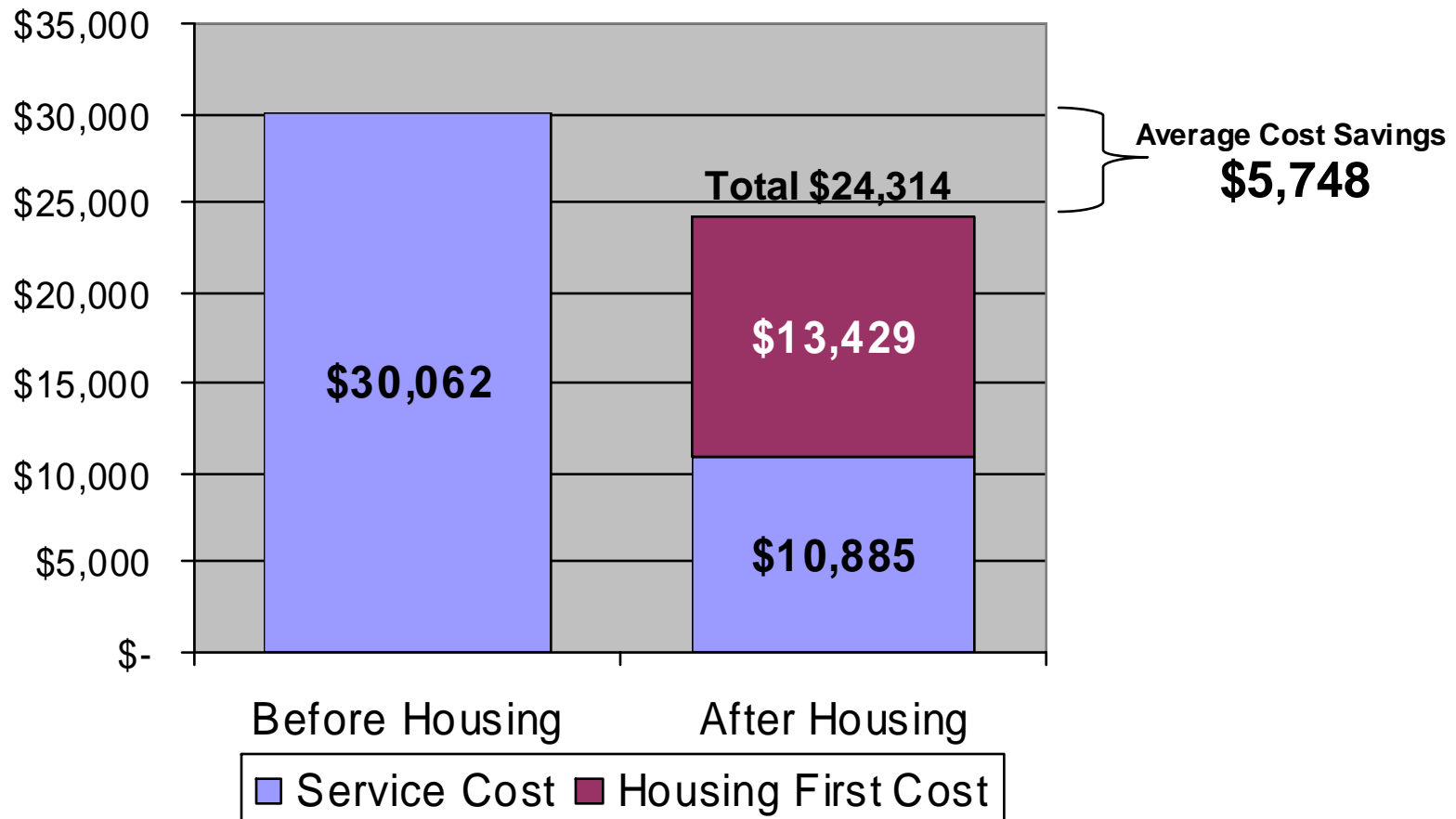
Preliminary Findings

Service costs per person per month



Preliminary Findings

Projected Average Cost Per Person Per Year



Difficulties



- Culture change from treatment model to harm reduction
- Agency rules and regulations
- Active substance abuse in congregate-setting housing

Future Directions



- Query Medicaid claims data
- Research opportunities
 - ▣ Evaluate sources of variation
 - Case management approaches
 - Rules regarding substance abuse
 - Type of housing
 - ▣ Refined cost analysis



Copyright 2007, Jessie M. Gaeta, jgaeta@mhsa.net