



Center for Injury Research and Policy

National Survey of Injury Prevention Activities in U.S. Fire Departments

**Eileen McDonald, Andrea Gielen, Jennifer Piver-
Renna, Mike Griswold, Angela Mickalide*,
and Meri-K Appy***

Johns Hopkins Bloomberg School of Public Health

*Home Safety Council

APHA Annual Meeting, 6 Nov 2007

www.theodc.org

Funded by the Department of Homeland Security

Home Safety Council survey partners included.....



- Congressional Fire Services Institute
- National Association of State Fire Marshals
- Fire Corps
- National Fallen Firefighters Foundation
- International Association of Fire Chiefs
- National Fire Protection Association
- International Association of Firefighters
- National Volunteer Fire Council
- International Fire Service Training Association
- United States Fire Administration

Purposes of Survey



- Create benchmark of current FLSE activities in the U.S.
- Identify needs for training, resources, and other supports to enhance FLSE activities

Survey Methods



- 🔥 National Public Safety Information Bureau 2006 Directory of Fire Chiefs and EMS Administrators
 - Total Population = 21,745
- 🔥 Stratified random sample = 7,408
 - Size of population served ($\leq 10,000$, $> 10,000$)
 - Region of the country (NE, MW, SE, S, W)
 - Department type (Volunteer, Career, Combination)
- 🔥 Mailed 35-item survey
- 🔥 Post card and telephone follow up
- 🔥 National estimates (weighted)

Who Responded?



Total

Respondents = 1,523

- 95% Fire Chiefs
- 8 yrs as Chief
- 25 yrs in service

Region	n
Northeast	250
Midwest	432
Southeast	289
South	253
West	299
Department Type	n
Career	364
Combination	561
Volunteer	598
Population Served	n
Small	798
Large	725

The *burning* questions



- 🔥 **Who is doing FLSE?**
- 🔥 **What types of FLSE?**
- 🔥 **How do fire departments perceive FLSE?**
- 🔥 **What are barriers & facilitators to FLSE?**

Who conducts FLSE?

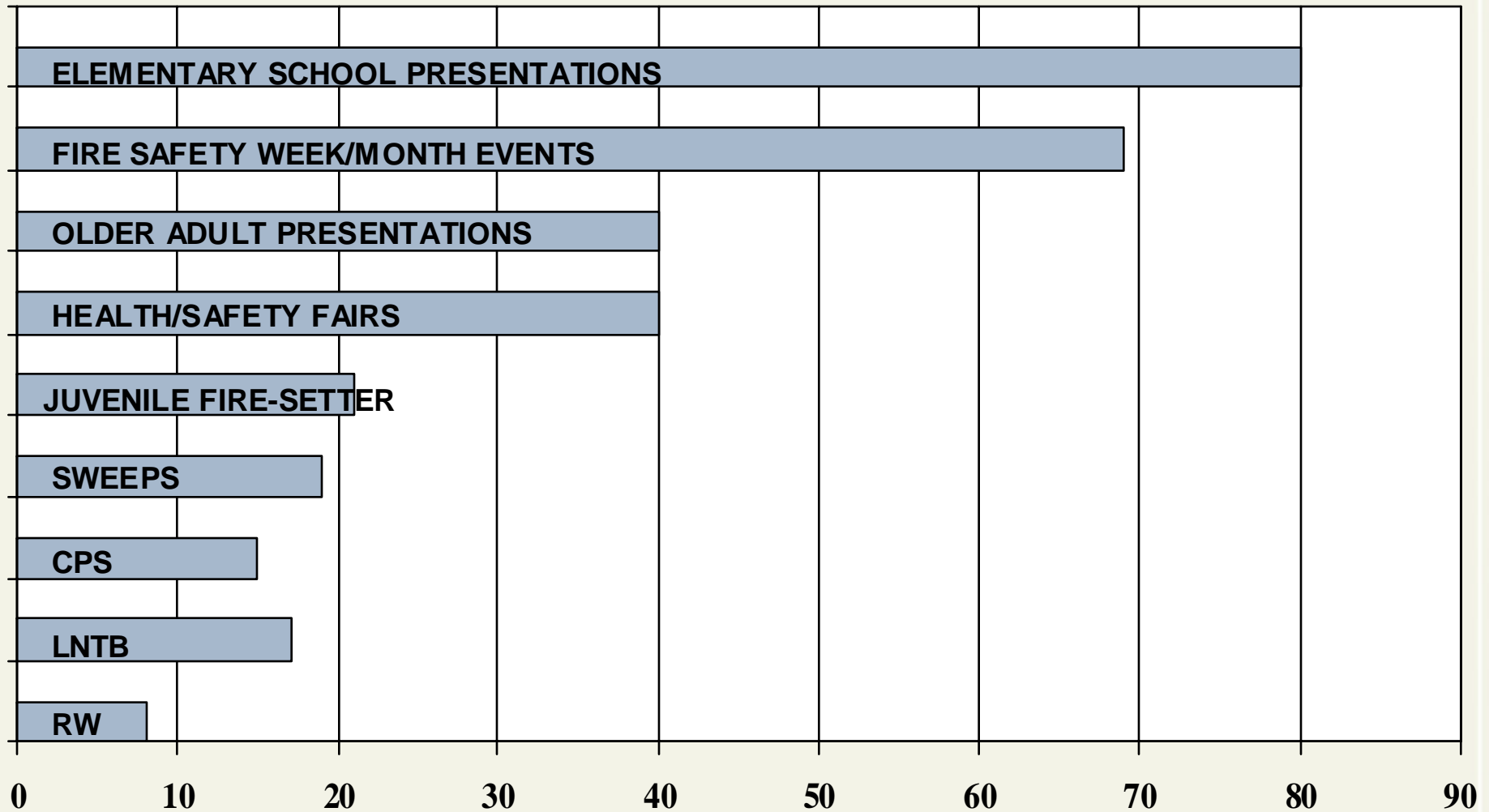


Nationally, 86% of fire departments conduct FLSE activities

<i>Percent reporting "YES"</i>	TOTAL*
Exclusive FLSE personnel	12
Non-exclusive uniformed personnel	56
Non-exclusive, non-uniformed personnel	31
Fire Corps	7

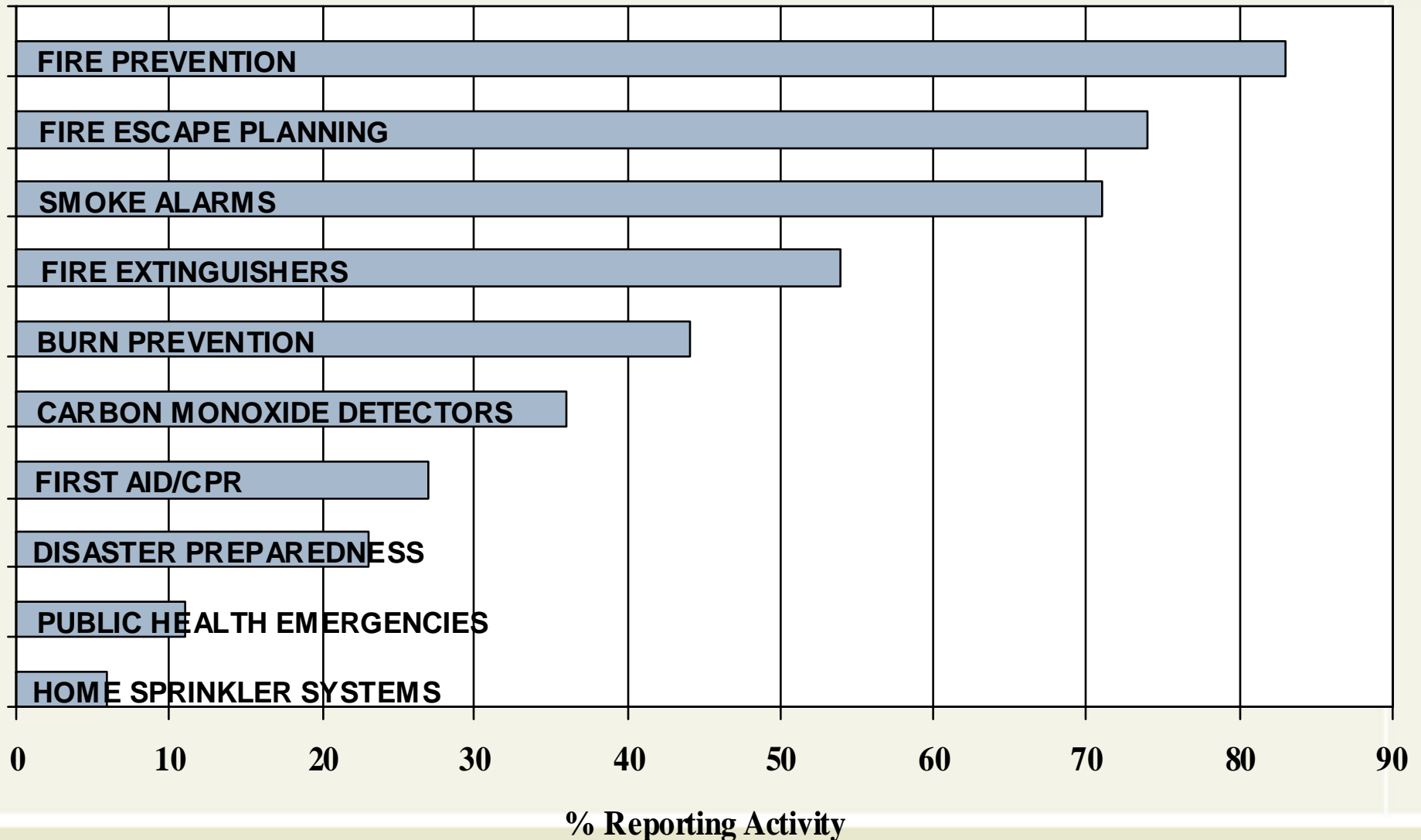
[*More than one item may be selected; results total > 100%]

What types of FLSE activities are conducted?



Center for Injury Research and Policy ^{% Reporting Activity}

What is the focus of these activities?



Do fire department distribute or install ...




<i>Percent reporting YES to either</i>	TOTAL*
Conventional smoke alarms	51
9-volt (replacement) batteries	32
Lithium battery smoke alarms	20
Carbon monoxide detectors	14
Car safety seats or booster seats	12
Fire extinguishers	10
Smoke alarms for deaf/hard-of-hearing	8
Bicycle helmets	8
Fire escape ladders	2

[*More than one item may be selected; results total > 100%]

Do fire departments do advocacy?



-  **Nationally, 39% promote laws, ordinances or regulations at the local, state, or national level**

<i>Percent reporting YES</i>	TOTAL
Smoke alarms	85
Building/fire codes	62
Fireworks	48
CO detectors	46
Non-residential sprinklers	36
Home sprinkler systems	30
Child passenger safety seats	26
Fire safe cigarettes	14

Do fire departments evaluate FLSE?



- Nationally, 52% of departments evaluate FLSE activities, mostly using informal methods**

<i>Percent reporting YES</i>	TOTAL
Informal Feedback	78
Tracking participants, activities	44
Debriefing	39
Tracking # materials, products	26
Injury/loss statistics	20
Observations	17
Public opinion surveys	16
Pre/post tests	12

How is FLSE perceived?



How is it positioned?

<i>Percent reporting ...</i>	TOTAL
Important or critical	40

How satisfied?

<i>Percent mean score ...</i>	TOTAL
Mean score (0 = very dissatisfied, 100=very satisfied)	52

What are the barriers and facilitators?



Most helpful ideas:

- Free safety products to distribute
- Free community education materials
- Information about funding FLSE activities

Most significant barriers:

- Not enough funding for FLSE
- Too many competing priorities in department
- Lack of time to do FLSE

Conclusions



- Majority of departments provide some type of FLSE
- Most FLSE providers have multiple responsibilities
- Presentations and community events most frequent FLSE activities; distribution/installation and advocacy less frequent
- Only 40% of departments perceived FLSE as important or critical
- Public health and injury control professionals should seek out partnerships with Fire Departments/Personnel

Thank You



***...and to all fire departments
and personnel who participated
in this survey!***



Center for Injury Research and Policy