

Multi-agency State Government Funding of Mental Health Services

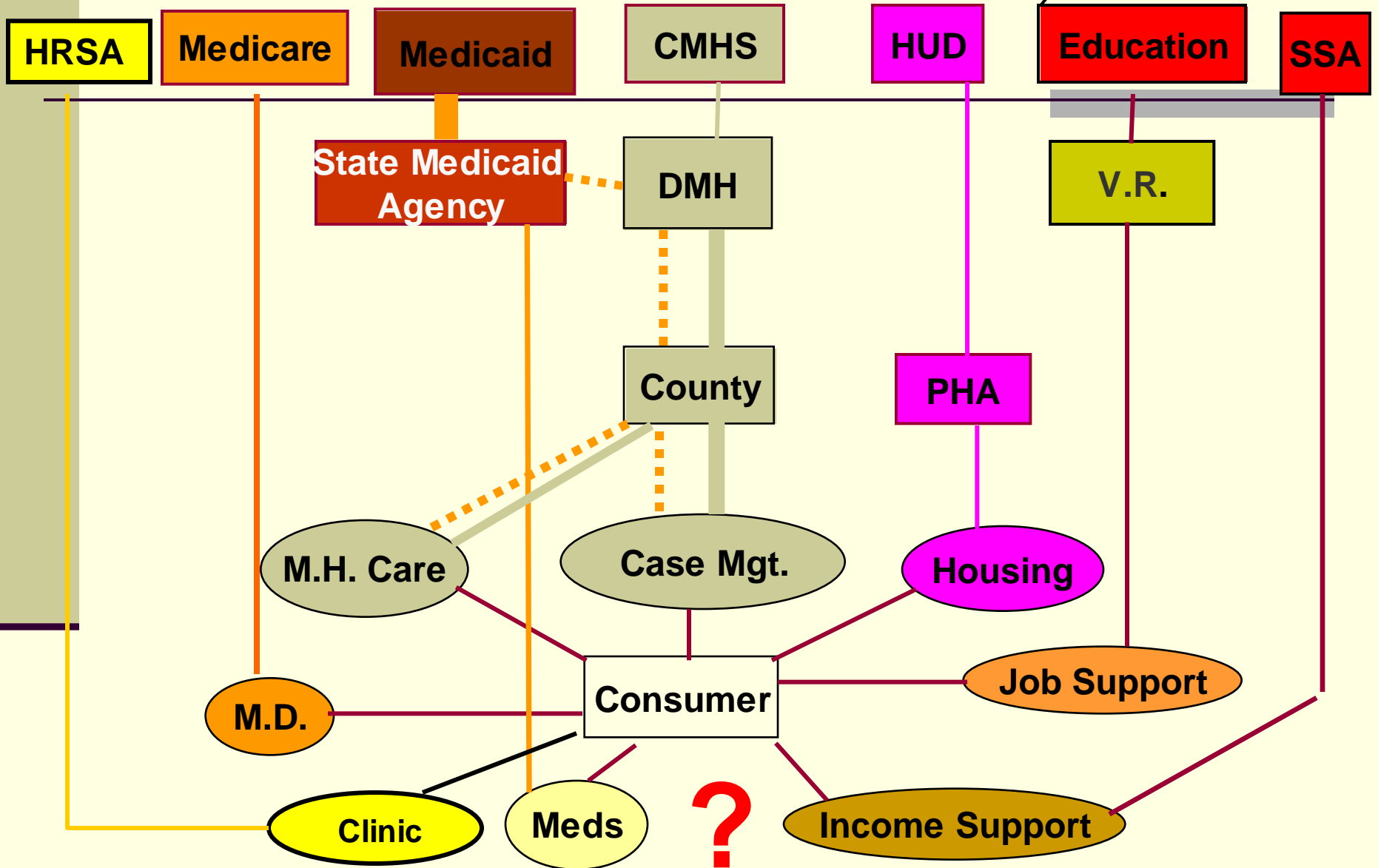
A project funded by the US Department of Health and Human
Services, Substance Abuse and Mental Health Services
Administration, Center for Mental Health Services



Noel Mazade, Ph.D.
Ted Lutteman
Bernadette E. Phelan, Ph.D.
National Association of State Mental Health Program Directors
Research Institute, Inc. (NRI)
November 2007

135th Annual Meeting and Exposition of the American Public Health Association
Washington, D.C.

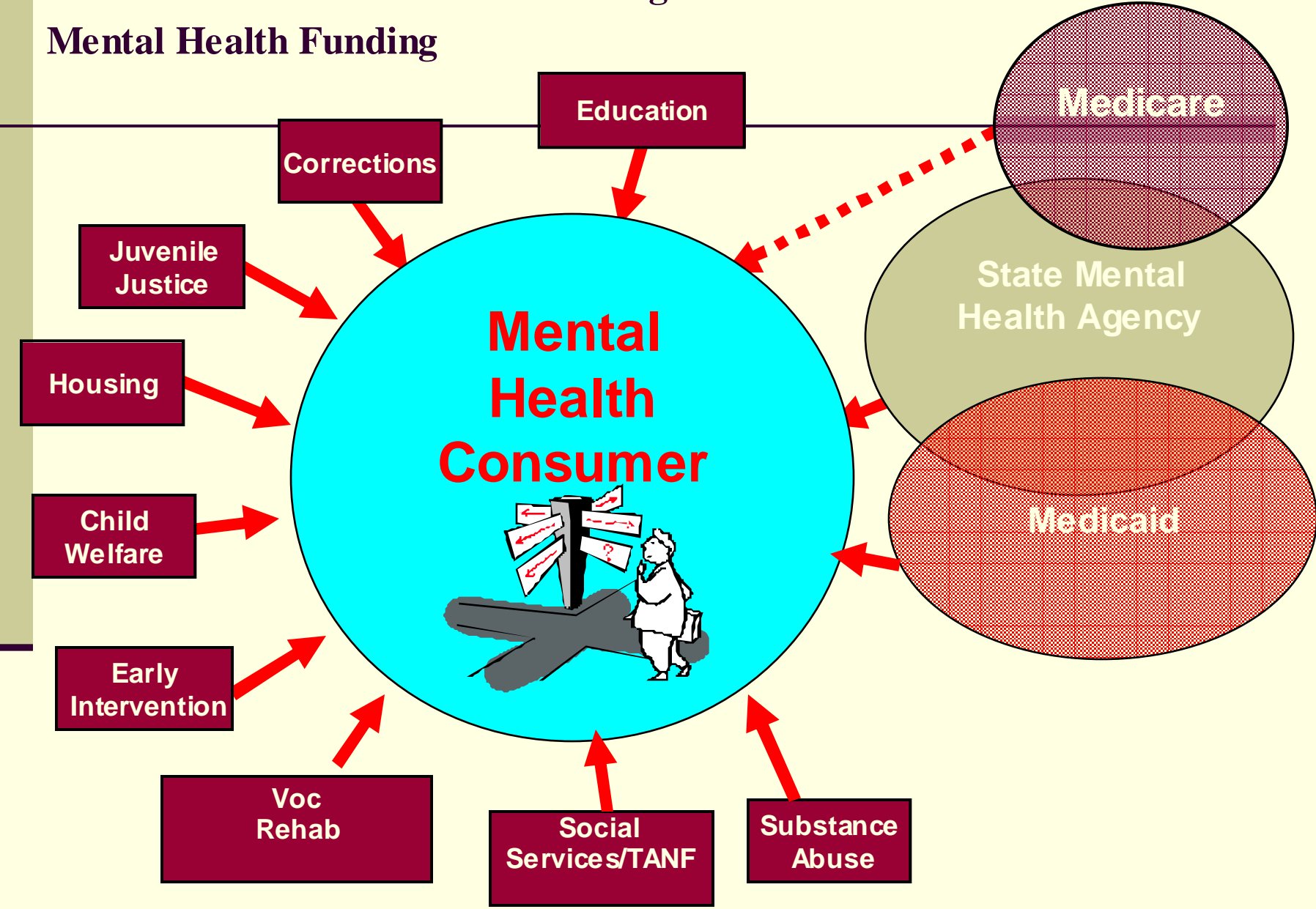
“Coordination” of Mental Health Services in Reality
(Slide adopted from Mike Hogan, Ph.D., Chairman of President’s New Freedom Commission)



What We Know ...

- Over \$27 billion was expended by State Mental Health Agencies
(source: NRI Revenues and Expenditures Study, FY'04)
- Medicaid is a major funding source for mental health services
(source: various CMHS-funded Medicaid studies)
- 6 million consumers were served by the State Mental Health Agencies in 2006
(source: 2007 URS Tables on 50 states, DC, and 5 territories)

SAMHSA Response: OSA Project
Goal: To Gain Better Understanding of the Public
Mental Health Funding



Project Objectives

- To determine the size and nature of mental health expenditures across state government agencies
- To document other state and federal resources expended in the state for mental health services other than those available to the SMHA
- To identify clients receiving mental health services from other state agencies and determine the magnitude of overlap with the SMHA client list and other state agencies

Project Implementation Approach

- Funded 2 project cycles
 - First cycle: 9 states (2005-2006)
AZ, CO, ME, MD, NM, OK, SC, UT, WA
 - Second cycle: 13 states (2006-2007)
AL, CO, DC, FL, IL, IN, KY, MD, OK, PA, TX, VA, WV
- Technical Advisory Panel
- SMHA-NRI Liaison

Project Strategy

- Solicited volunteer States
- NRI staff and Technical Advisory Panel developed a project protocol
- Orientation Meeting
- States established partnership with OSAs
- Collaboration with Federal Department of Education to get VR data files
- Monthly conference calls, listserv, websites, Q & A
- Other TA: Use of the Population Probability Estimation (PPE); Un-duplicating Clients; CMHS letter about the project
- In-State Meeting

Project Resources

- Project Protocol
- Data collection templates
- Contextual Information Survey
- Financial assistance for each state
- Project Tracking System
- Letter Template from SMHA to OSAs
- Letter from CMHS to State Officials
- State Analysis Report Templates

Sample of Data Collection Template

CORRECTIONS/CRIMINAL JUSTICE

State: _____ Reporting Period: _____ From _____ to: _____

	Expenditures						Selected Revenue Sources				
	Inpatient Hospital/ Acute Care Unit	Less Than 24- hour Care	Professional Personnel	Pharmacy	Other	TOTAL	SMHA	Other State Funds	Federal Funds	Local/ County Funds	TOTAL
Prisons						\$0					\$0
Jails						\$0					\$0
Parole						\$0					\$0
Community Sentencing*						\$0					\$0
Other						\$0					\$0
TOTAL	\$0	\$0	\$0	\$0	\$0	\$0	\$0	\$0	\$0	\$0	\$0
Contracted to SMHA**	\$0	\$0	\$0	\$0	\$0	\$0					

	Number of Persons Served					Number of Unique (unduplicated) Persons Served		
	<input type="checkbox"/> Unduplicated <input type="checkbox"/> Duplicated					Unduplicated across services [1]	Unduplicated Overlap with SMHA [2]	Unduplicated Served Only by OSA [(1) minus (2)]
	Inpatient Hospital/ Acute Care Unit	Less Than 24- hour Care	Professional Personnel	Pharmacy	Other			
Prisons								
Jails								
Parole								
Community Sentencing*								
Other								
TOTAL (duplicated)								
TOTAL (unduplicated)						0	0	0

*Includes probation, diversion programs, etc.

**Check box if amount reported for 'contracted out to SMHA' is already covered in the preceding TOTAL.

Sample of Contextual Report Template

OTHER STATE AGENCY PILOT PROJECT (SECOND CYCLE) FINAL CONTEXTUAL REPORT

STATE OF _____

This report documents your state's experience with compiling the Other State Agency (OSA) data. This includes, among others, methods used, special considerations on the data, exceptions made, known limitations of the data, crosswalk issues, problems or barriers in the collaborative process, and agency relationships that have a bearing on the accurate interpretation of the data. This report has two sections. Section I contains questions on the process used in implementing the project and Section II contains the technical notes on the completed OSA data table. States are strongly encouraged to consult with the OSA when completing Part II of this report.

SECTION I - PROCESS:

1. Of the agencies you approached to participate in the project, please check which OSA declined to participate/ not able to engage in the project:

- | | | |
|---|---|---|
| <input type="checkbox"/> Corrections | <input type="checkbox"/> Substance Abuse | <input type="checkbox"/> Early Intervention |
| <input type="checkbox"/> Housing | <input type="checkbox"/> Vocational Rehab | <input type="checkbox"/> Juvenile Justice |
| <input type="checkbox"/> Medicaid | <input type="checkbox"/> Education | <input type="checkbox"/> Child Welfare |
| <input type="checkbox"/> Others, specify: _____ | | |

2. Please check all applicable reasons cited by the OSA that prevented it from participating in the project:



Project Results

First Cycle Results

Other State Agency	Persons Served	Mental Health Expenditures	States Reporting	Average Cost Per Client
Medicaid - Adults	391,504	\$1,410,469,846	6	\$3,602.70
Medicaid Pharmacy	264,735	\$296,799,156	5	\$1,121.12
Corrections/Criminal Justice	170,568	\$49,506,333	7	\$290.24
Vocational Rehab – Adults	40,925	\$38,972,852	7	\$952.30
Social Services/TANF	367	\$2,202,080	2	\$6,000.22
Other: Housing	1,528	\$8,481,384	1	\$5,550.64

First Cycle Results

Other State Agency	Persons Served	Mental Health Expenditures	States Reporting	Average Cost Per Client
Juvenile Justice	14,780	\$28,739,888	6	(a)
Child Welfare	57,706	\$312,821,990	6	(b)
Education	7,512	\$3,543,274	3	(a)
Early Intervention	28,578	\$29,590,750	4	\$1,035.44
Medicaid – Children	226,379	\$843,196,305	6	\$3,724.71
SCHIP	8,008	14,835,187	2	\$1,852.55

(a) 1 state provided expenditure data only

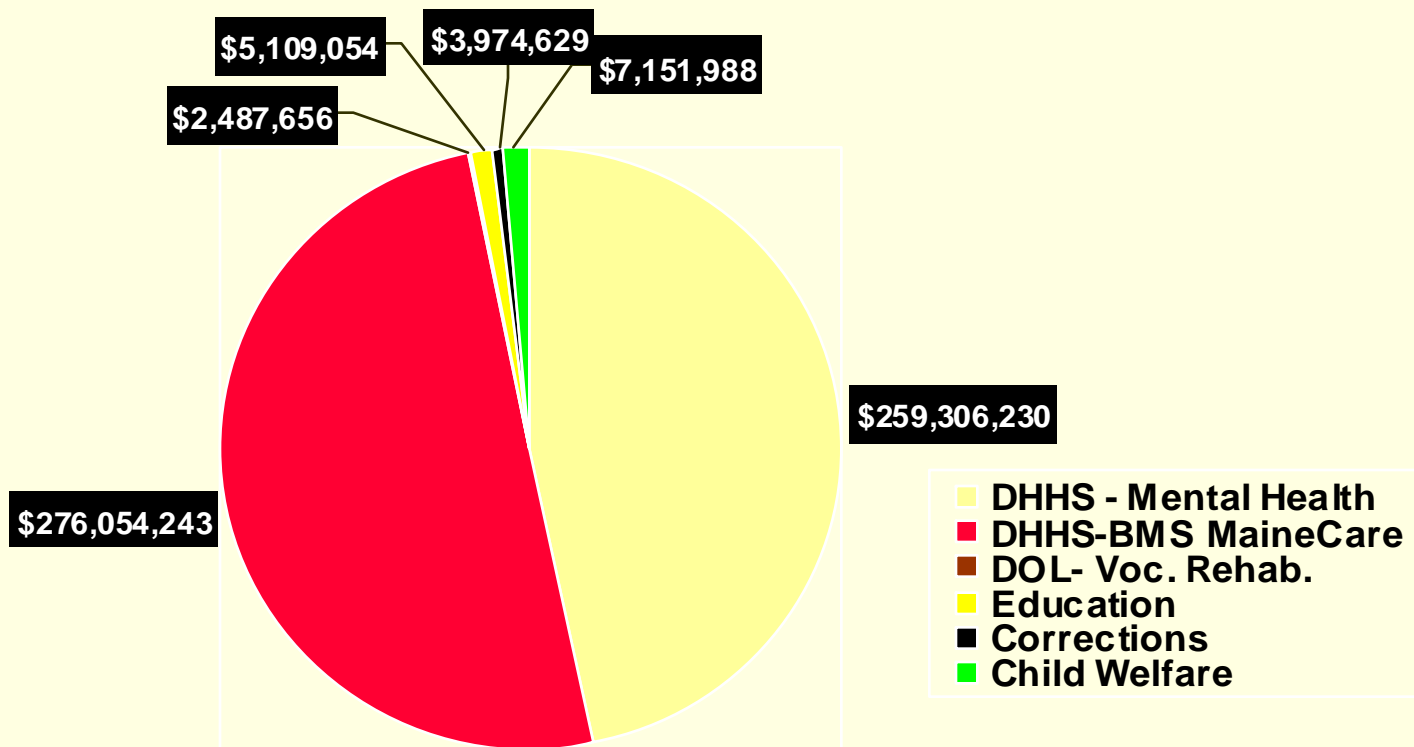
(b) 1 state provided client count only

OSA Project First Cycle Findings

Sample State Results Highlights: Maine

(Slides adopted from “Exploring Mental Health Service Use and Expenditures Across State Government: The Maine Experience” by Jay Yoe, Ph.D., et. al.)

Total Mental Health Expenditures (Some duplication): \$554,083,800



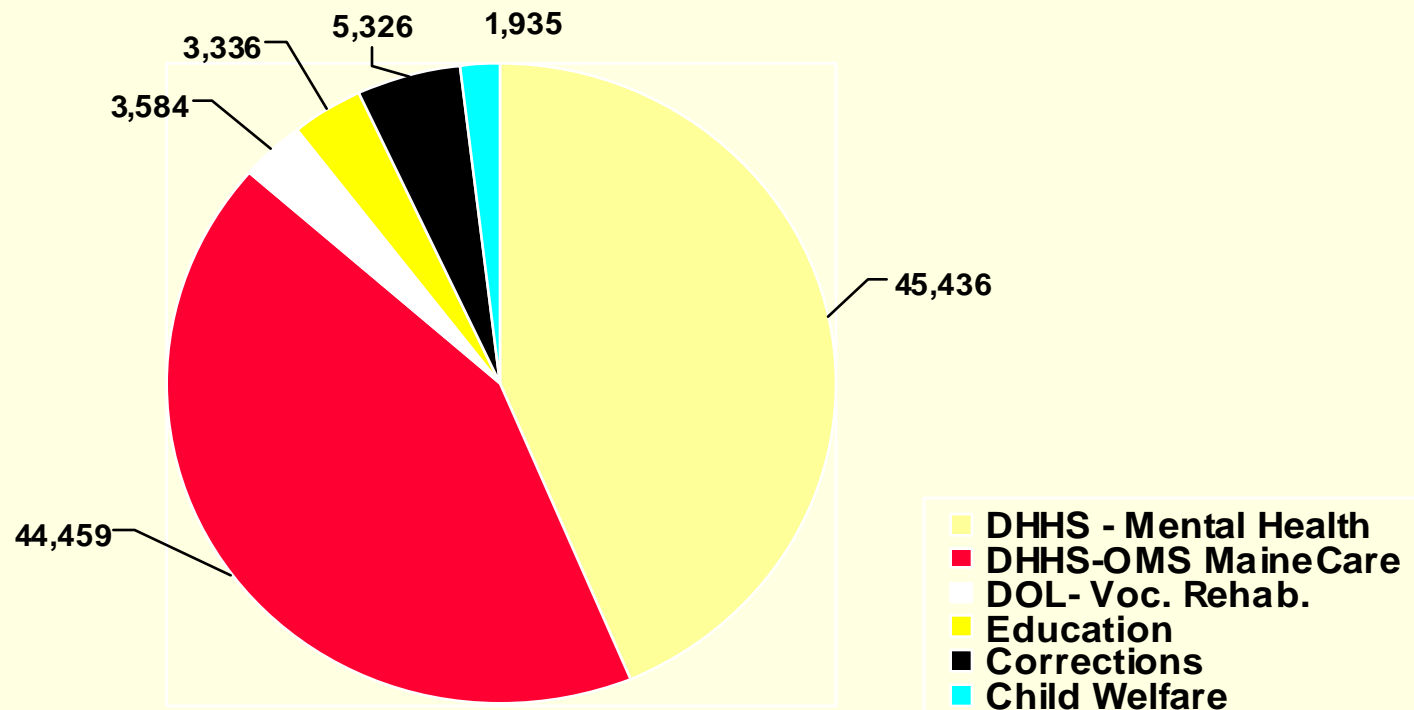
OSA Project First Cycle Findings

Sample State Results Highlights: Maine

(Slides adopted from “Exploring Mental Health Service Use and Expenditures Across State Government: The Maine Experience” by Jay Yoe, Ph.D., et. al.)

Total Number of Children & Adults Served (unduplicated within service sector and duplicated Across Service Sectors): 104,076

Based on 31% (28,467) overlap between OMS, MH, & CW an estimated 75,609 received mental health services across state government.



OSA Project Second Cycle Sneak Preview

- # states with submitted data: 7
- # states finalizing data: 4
- Other states agencies with data:
 - Corrections – reported in 3 states
 - Substance Abuse – reported in 2 states
 - Vocational Rehabilitation – reported in 5 states
 - Medicaid – reported in 7 states
 - SCHIP – reported in 2 states
 - Housing – reported in 2 states

OSA Project Second Cycle Sneak Preview

- Education – reported in 5 states
- Juvenile Justice – reported in 5 states
- Child Welfare – reported in 3 states
- Early Intervention – reported in 3 states
- Other Agencies
 - Governor’s Office of Children – reported in 1 state
 - Veteran’s Affairs – reported in 1 state

- Upcoming Activities
 - State Report
 - In-state meetings

Facilitating Factors

- Willingness to devote staff time to the project
- Existing Memorandum Of Understanding or Inter-agency Data Sharing
- Existing relationships
- Governor's endorsement of the project
- OSA interest on the outcome of the project, i.e. client overlap

Barriers

- Resources: staff time availability
- Technical issues: programming language, data elements, service categories, and IT architecture differ across agencies
- Accounting procedure: Ability to break out expenditures by funding sources
- Absence of common identifier: Agency capacity to link expenditure and client data

Challenging Tasks

- Keeping up consistent focus on the project given other tasks
- Keeping up the momentum
- Confidentiality/privacy concerns
- Difficulty to 'bucket' OSA expenses according to the categories used

Implications For the Future

- It is hoped that the dialogue will continue and expand beyond the counting of clients and expenditures ... start to understand how changes in policies of the SMHA would impact Other State Agencies and those of Other State Agencies' would impact the SMHA ... at various levels of service delivery (state, regional, county/city, locality)

Planning and Resource Allocation Implications

- OSAs take an active voice, not just representation, in the statewide mental health service delivery planning and resource allocation forums
 - It might be helpful if a Comprehensive State Mental Health Plan reflective of the collaborative partnership between the SMHA and the Other State Agencies guide the state's MH service delivery system.

Benefits to Consumers

- A comprehensive treatment service plan that is responsive and reflective of the overall needs of the individual across systems is expected to improve consumer outcomes.

**When systems talk,
the consumer wins!**

Available Project Reports

- Results of the First Cycle: National and State Reports
- Contextual Report Summary: Initiating A Collaborative Process in Gathering MH Service Data From Other State Agencies
- Process Study Report (coming)
- State Reports (coming)
- National Analysis of the OSA Data (coming)
- Toolkit (possibility)

Contact Information

www.nri-inc.org

- For questions or copies of reports:
Noel Mazade, Ph.D.
Executive Director, NRI
noel.mazade@nri-inc.org

Ted Lutterman
Director, Research Analysis
ted.lutterman@nri-inc.org

Bernadette E. Phelan, Ph.D.
Senior Research Advisor
bernadette.phelan@nri-inc.org
703-682-9465