


Plagues and Politics: The Rich Legacy of Public Health in America

Fitzhugh Mullan, MD

**George Washington University
School of Public Health and Health Services**


American Public Health Association

November 6, 2007




Copyright 2007, Fitzhugh Mullan, fmullan@gwu.edu















Copyright 2007, Fitzhugh Mullan, fmullan@gwu.edu


































Copyright 2007, Fitzhugh Mullan, fmullan@gwu.edu









Enlist in a Proud Profession!

JOIN THE

U.S. CADET NURSE CORPS



A Lifetime Education-
FREE!
IF YOU CAN QUALIFY

FOR INFORMATION
GO TO YOUR LOCAL HOSPITAL
OR WRITE U.S. CADET NURSE CORPS, BOX 88, NEW YORK, N.Y.

U.S. PUBLIC HEALTH SERVICE FEDERAL SECURITY AGENCY
















... mental health service
in every community to help
the patient find himself



Dr. Stallings learned to serve the underserved

IN THE NATIONAL HEALTH SERVICE CORPS.

"I devote my medical knowledge to those who need it most," says Fred Stallings, M.D. Working in an Atlanta health center, he is deeply involved with the medical problems of a predominantly poor, urban population. "I welcome this opportunity to serve in the NHSC."

For your opportunities in the NHSC,
call toll free: **(800) 638-6730** or write:

NATIONAL HEALTH SERVICE CORPS

U.S. Public Health Service
Parklawn Building,
Room 6A-05
5600 Fishers Lane,
Rockville, MD 20852

THE
U.S. PUBLIC HEALTH SERVICE
**GROW
WITH US.**



PROMOTING DISEASE PREVENTION



Objectives for the Nation

Proceedings of
**PROSPECTS FOR A
HEALTHIER AMERICA:**
Achieving the Nation's Health Promotion Objectives


HEALTHY PEOPLE

The Surgeon General's Report On
Health Promotion And Disease Prevention






Copyright 2007, Fitzhugh Mullan, fmullan@gwu.edu



Surgeon
General's
Report
on
**ACQUIRED
IMMUNE
DEFICIENCY
SYNDROME**



Under- standing AIDS


What Do You Really Know About
AIDS?

Are You At Risk?


AIDS And Sex

Why No One Has Gotten AIDS
From Mosquitoes




OTIS R. BOWEN, M.D.,
Secretary
U.S. Department of Health and Human Services

**AMERICA
RESPONDS
TO AIDS**



ROBERT E. WINDOM, M.D.,
Assistant Secretary for Health
U.S. Department of Health and Human Services

This brochure has been prepared by the Surgeon General and the Centers for Disease Control, U.S. Public Health Service. The Centers for Disease Control is the government agency responsible for the prevention and control of diseases, including AIDS, in the United States.

U.S. GOVERNMENT PRINTING OFFICE: 1984 - 334-027



TO SURGEON GENERAL EVERETT KOOP — WITH MY BEST WISHES — DICK LOCHER
CHICAGO TRIBUNE



THE LAST CIGARETTE SMOKER IN AMERICA

To the Surgeon General with my sincere admiration - Pat Crowley 2/19/57

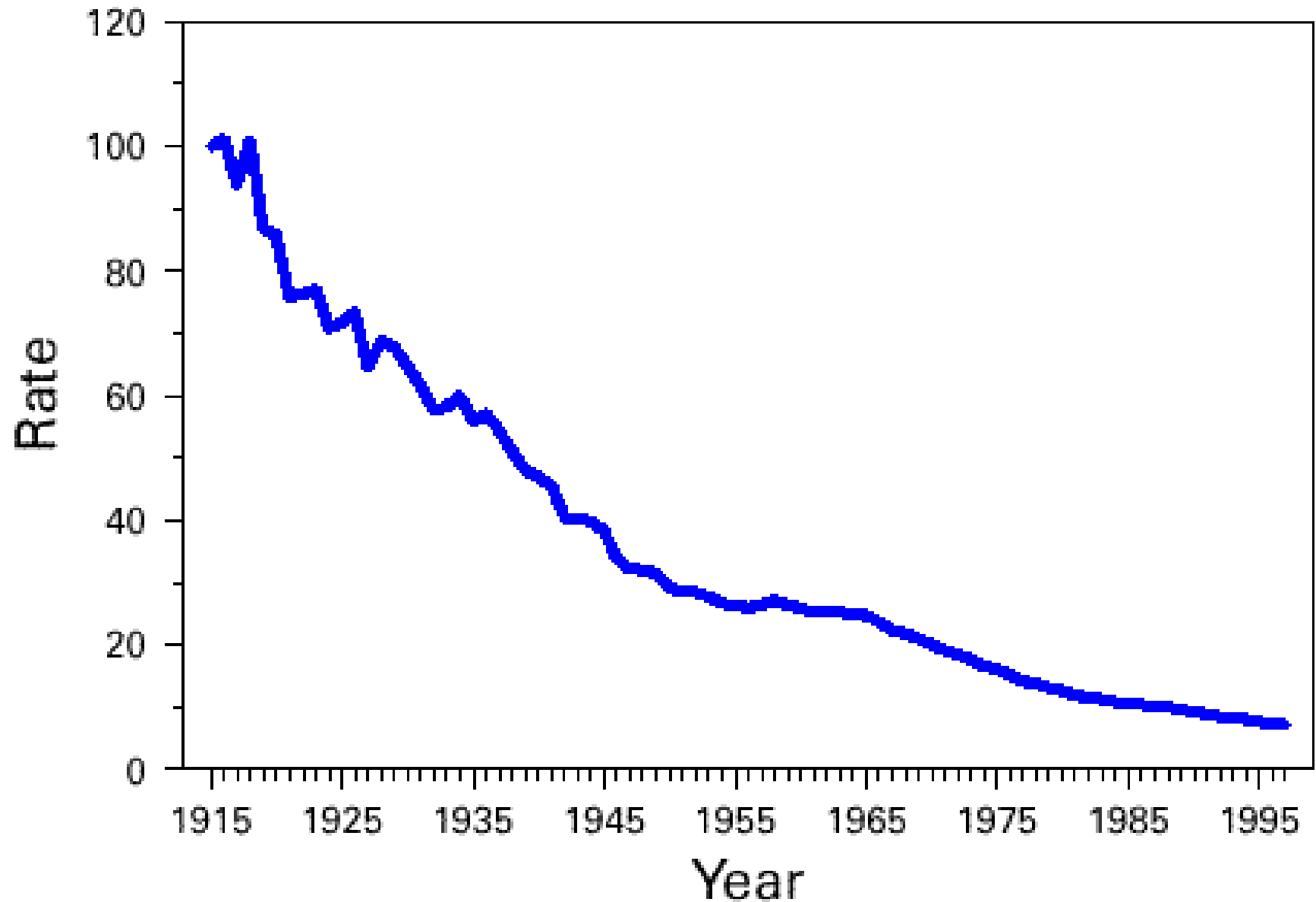




The Great Public Health Achievements United States 1900-1999

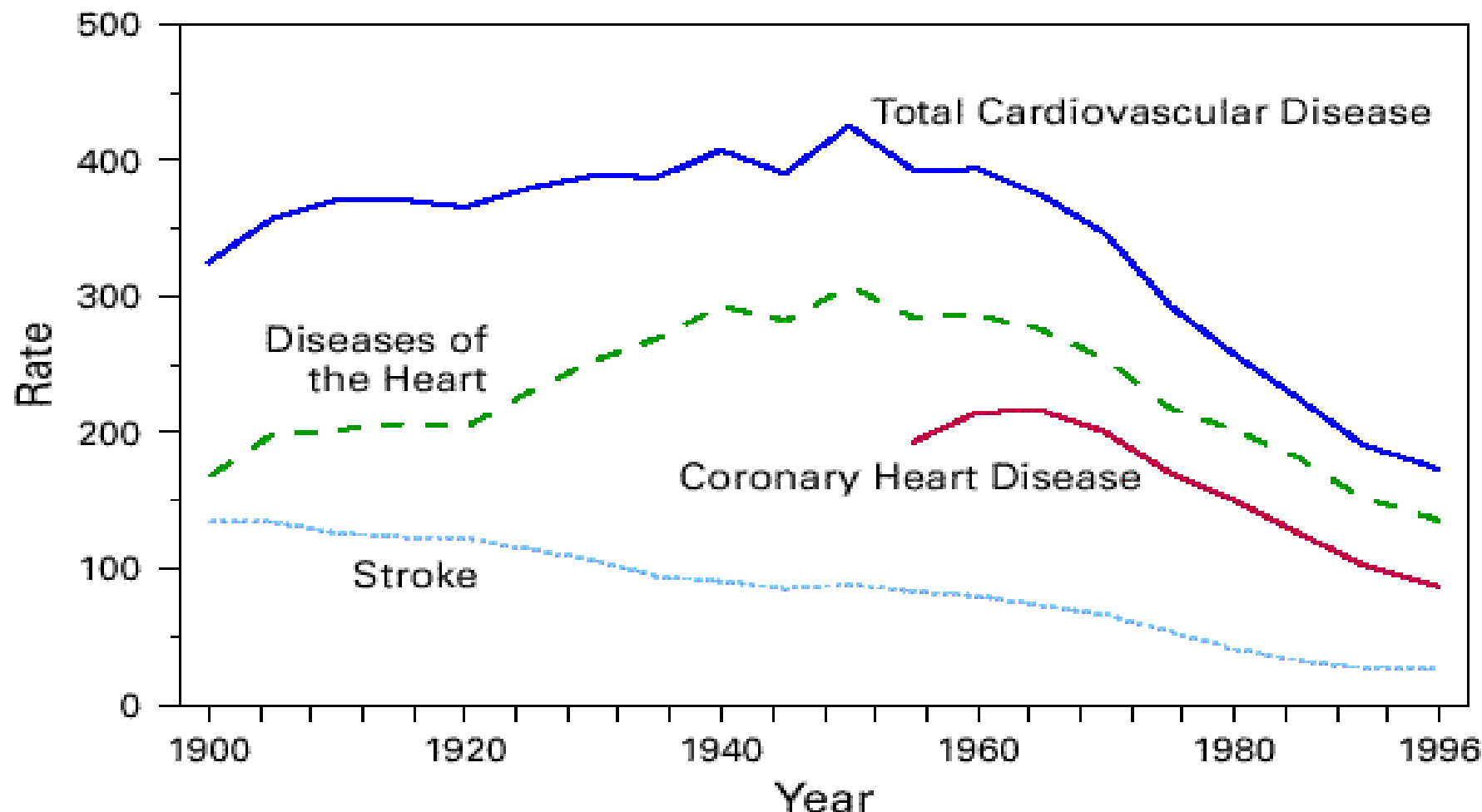
- **Vaccination**
- **Motor-vehicle safety**
- **Safer workplaces**
- **Control of infectious diseases**
- **Decline in deaths from coronary heart disease and stroke**
- **Safer and healthier foods**
- **Healthier mothers and babies**
- **Access to family planning**
- **Fluoridation**
- **Recognition of tobacco use as a health hazard**

FIGURE 1. Infant mortality rate,* by year — United States, 1915–1997



*Per 1000 live births.

FIGURE 1. Age-adjusted death rates* for total cardiovascular disease, diseases of the heart, coronary heart disease, and stroke,† by year — United States, 1900–1996




* Per 100,000 population, standardized to the 1940 U.S. population.

† Diseases are classified according to *International Classification of Diseases* (ICD) codes in use when the deaths were reported. ICD classification revisions occurred in 1910, 1921, 1930, 1939, 1949, 1958, 1968, and 1979. Death rates before 1933 do not include all states. Comparability ratios were applied to rates for 1970 and 1975.

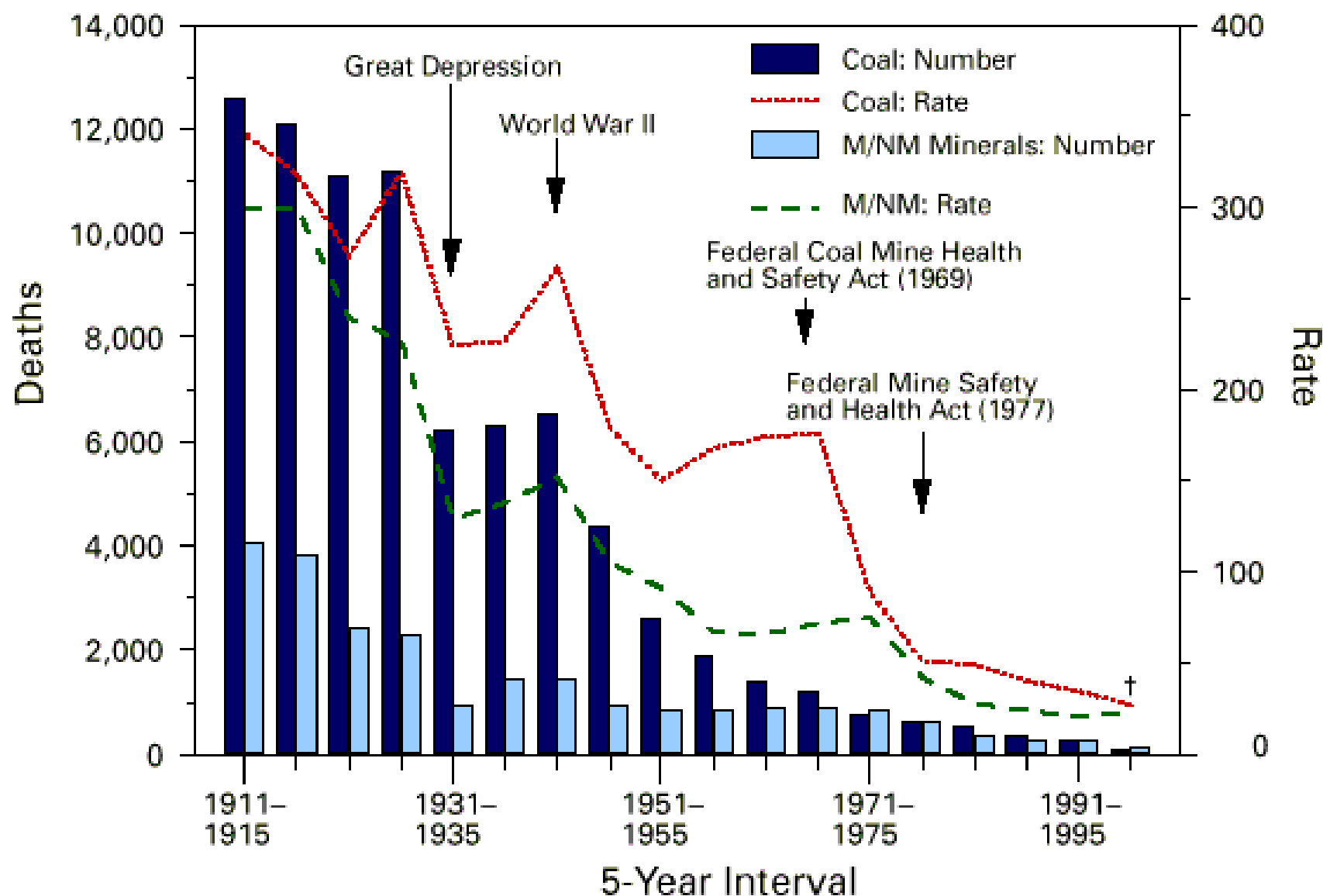
Source: Adapted from reference 1; data provided by the National Heart, Lung and Blood Institute, National Institutes of Health.

FIGURE 1. Number of work-related deaths, by day — Allegheny County, Pennsylvania, July 1906–June 1907*



*In the original figure, each X is in red.
Reprinted by permission of the Russell Sage Foundation (1).

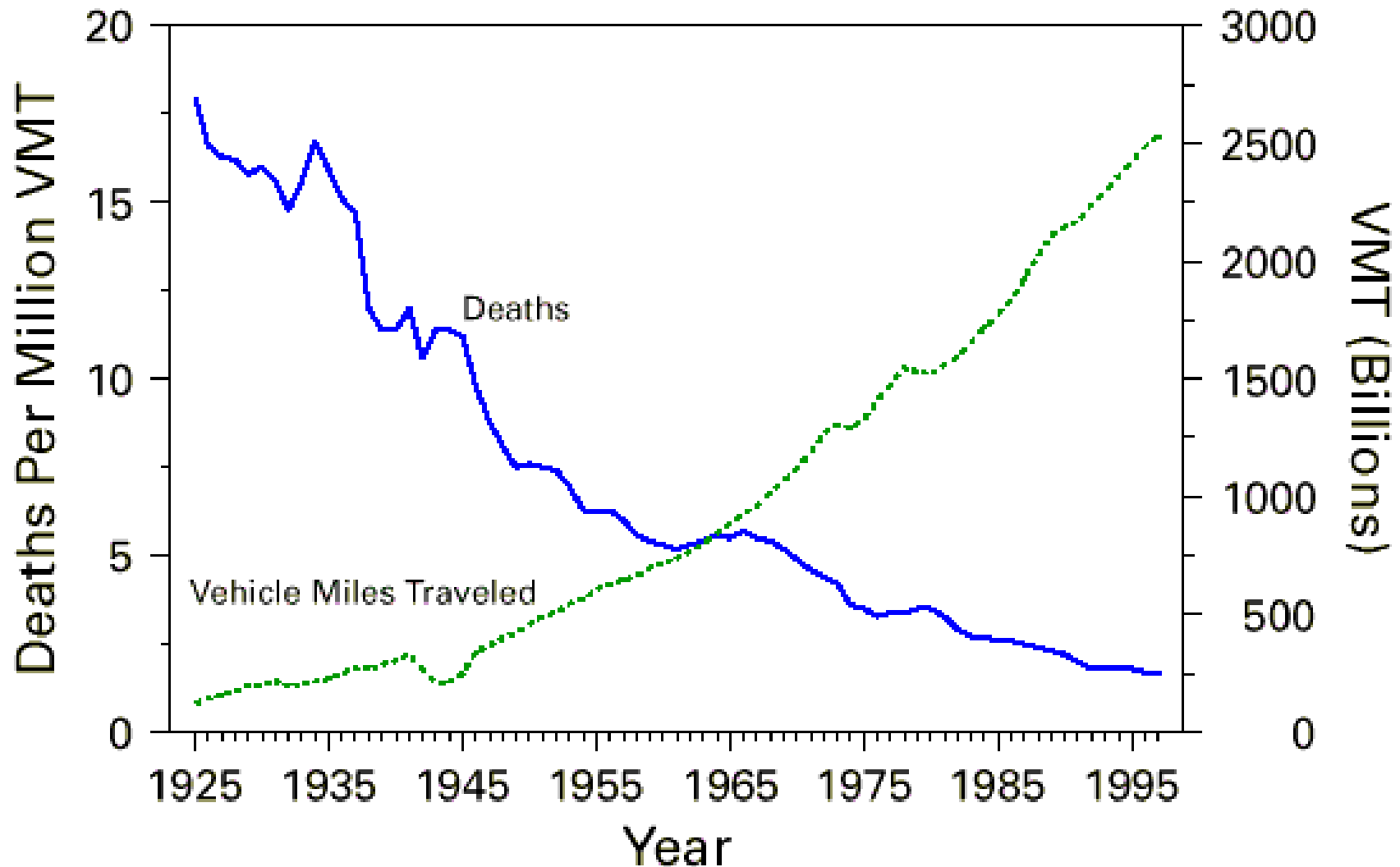
FIGURE 4. Number of deaths and fatality rates* in mining coal and metal/nonmetallic (M/NM) minerals, by 5-year interval — United States, 1911–1997



* Per 100,000 workers.

† Data are for 1996 and 1997.

FIGURE 1. Motor-vehicle-related deaths per million vehicle miles traveled (VMT) and annual VMT, by year — United States, 1925–1997



Plagues and Politics Today

- **Plagues are much with us...again**
- **Science better than ever**
- **Mechanisms of control better than ever**
- **Critical importance of independent in public health leadership**