


## Ensuring the Validity of Regulatory Testing for Chiropractic Professionals: NBCE's Practice Analysis 2010


APHA Annual Meeting  
November 8, 2010

Mark G. Christensen, Ph.D.  
Martin W. Kollasch, DC  
John K. Hyland, DC, MPH




## Presenter Disclosures

**“No relationships to disclose”**




## Practice Analysis of Chiropractic 2010

A project report, survey analysis and summary of the practice of chiropractic within the United States



## Practice Analysis of Chiropractic


- ▶ First conducted in 1991 and reported in 1993
- ▶ Conducted and reported every 5 years
- ▶ Serves as the justification and validation of what is tested in the Part III and Part IV examinations
- ▶ Provides legislators, insurance representatives, educators, and the general public with an overview of chiropractic's importance and effectiveness as a healthcare profession



## Testing Standards

**STANDARDS**  
*for educational and psychological testing*


American Educational Research Association  
American Psychological Association  
National Council on Measurement in Education



## Testing Standards

**STANDARD 14.14**

“The content domain to be covered by a credentialing test should be defined clearly and justified in terms of the importance of the content for credential-worthy performance in an occupation or profession.” (p. 161)



## Testing Standards

### STANDARD 14.14

“Some form of job or practice analysis provides the primary basis for defining the content domain.”  
(p. 161)

## Planning and Development

### ▶ STEERING COMMITTEE

Comprised of members of the Board of Directors of the National Board of Chiropractic Examiners

### ▶ ADVISORY COMMITTEE

Twenty-four member committee with national representation

## Planning and Development

### ▶ THREE-DAY WORKSHOP

- Guided the design of the survey instrument
- Identified the professional functions performed by licensed chiropractors
- Documented the “best practices” methods of completing the tasks

## Planning and Development

### ▶ THREE-DAY WORKSHOP

- Identified the most critical tasks
- Developed objectives to be used as the foundation of the NBCE Parts III and IV tests
- Approved final practice role description

## Administration

State	No. Chiropractors Provided by State	No. Surveys Mailed
Iowa	1,317	204
Michigan	2,398	212
Nevada	585	203
Tennessee	904	202
Wyoming	127	122

## Administration

- ▶ Identified 74,045 chiropractors on lists provided by 50 states and the District of Columbia
- ▶ Mailed 9,839 surveys to chiropractors
- ▶ Received 2,271 completed surveys from full-time chiropractors

## Administration

- › The completed surveys received and other information obtained accounted for 39% of the surveys mailed
- › Conducted a second survey of 100 non-respondents to confirm the validity of the survey results

## 2010 Report Contents

1. ***The Chiropractic Profession***  
Addresses personal, educational, and professional criteria individuals meet to become *licensed practitioners of chiropractic*
2. ***Chiropractic Research***  
Presents literature documenting the efficacy of chiropractic health care

## 2010 Report Contents

3. ***Standards for Occupational Performance***  
Presents general information concerning licensure and certification testing  
Expresses some legal considerations that shape regulatory agency requirements
4. ***Planning and Developing the Survey of Chiropractic Practice***  
Describes the organization, development, and research protocols of the report

## 2010 Report Contents

5. ***Administering the Survey of Chiropractic Practice***  
Describes the methods and factors used in compiling the mailing list, tracking all components, tabulating the data, and encouraging a high rate of response
6. ***Overview of Survey Responses***  
Summarizes the conditions, treatments, and professional activities within chiropractic practice

## 2010 Report Contents

7. ***The Chiropractic Practitioner***  
Presents the characteristics of the “typical” chiropractic practitioner
8. ***Patient Conditions***  
Describes the “typical” chiropractic patient, patient conditions and chiropractic management of those conditions indicated by the survey response data

## 2010 Report Contents

9. ***Professional Functions and Treatment Procedures***  
Summarizes the response data relative to professional functions, knowledge, and treatment procedures performed by the respondents

### Trends in Chiropractic Practice 1991 - 2009

- ▶ The proportion of chiropractors who have a bachelor's, master's, or a PhD degree has risen steadily from 53.7% in 1991 to 74.8% in 2009
- ▶ The typical practitioner now spends more than a quarter (25.2%) of his or her work time documenting patient care; this amount has almost doubled since 1998 (13.8%)



### Trends in Chiropractic Practice 1991 - 2009

- ▶ Virtually all chiropractors provide health promotion and wellness care
- ▶ The percentage of patients under 17 years of age has increased 7.4%, and the percentage of patients 65 years of age and over has increased 2.1% since the 1991 survey



### Trends in Chiropractic Practice 1991 - 2009

- ▶ The portion of chiropractors practicing for more than 15 years has been steadily increasing – from one-quarter (24.6%) in 1991 to more than half (51.1%) in 2009
- ▶ A decreasing proportion of chiropractors work more than 50 hours weekly – 10.2% in 1991 and 4.9% in 2009



### Trends in Chiropractic Practice 1991 - 2009

- ▶ A typical doctor of chiropractic makes 13.6 referrals per month to other healthcare providers and receives 7.7 referrals per month from other practitioners
- ▶ The percentage of female doctors of chiropractic has increased approximately 10% - from 13.3% in 1991 to 22.4% in 2009



### Trends in Chiropractic Practice 1991 - 2009

- ▶ The proportion of chiropractors reporting Caucasian ethnicity has decreased 10% - from 95.5% in 1991 to 84.9% in 2009
- ▶ One in twenty (4.4%) chiropractors responding to the 2009 survey reported that they were employed under contract to provide chiropractic care to active or retired military personnel



### Trends in Chiropractic Practice 1991 - 2009

- ▶ One in six (15.9%) chiropractors reporting in 2009 described their practice location as a rural small town or a rural area
- ▶ Almost half (47.9%) of chiropractors reporting in 2009 had completed associate-ship training, compared to about a third (32.6%) in 1991



## Studies on Chiropractic 2010

- › Presents documented evidence of patient satisfaction and the efficacy of chiropractic care for many health care conditions including the following:
  - Back, Neck, and Headache Pain
  - Extremity and Non-musculoskeletal Disorders
  - Safety of Chiropractic Care
  - Cost-Effectiveness of Chiropractic Care



# Thank You

[www.nbcc.org](http://www.nbcc.org)

