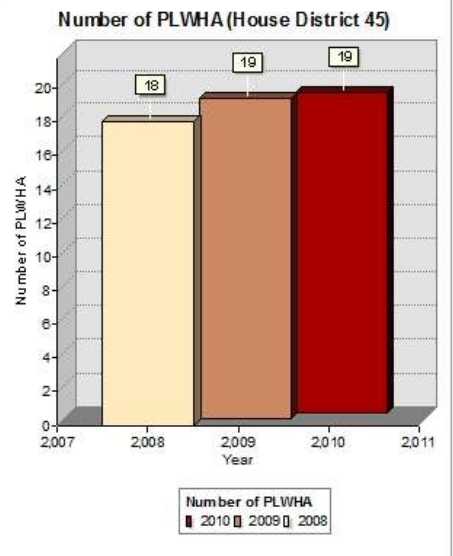
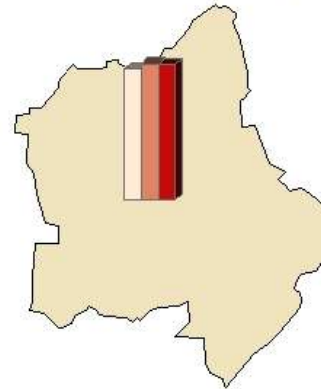
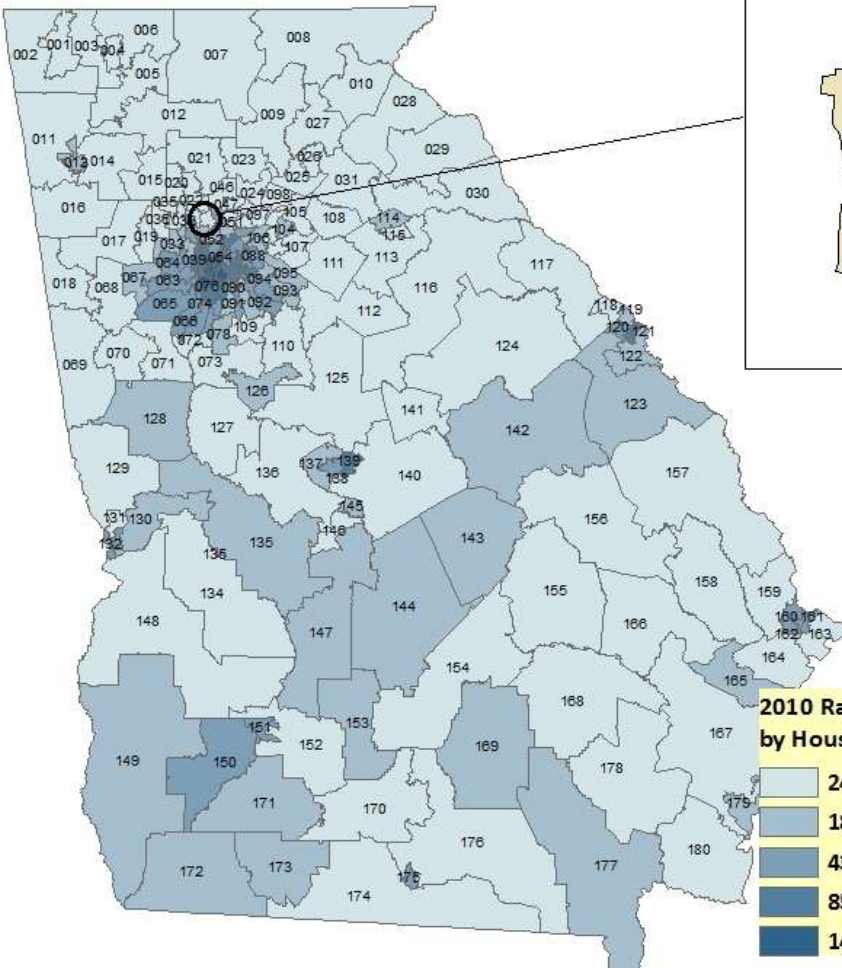


HIV/AIDS

Local Impact Snapshot

House District 45: Rep Matt Dollar

Prevalence Rates* of People Living With HIV/AIDS (PLWHA): House District 45



*Rates per 100,000 calculated using 1 year population estimates from the American Community Survey
 **Rates per 100,000 calculated using 2010 population totals by house district from Census 2010

Quick Facts:

- In 2009, GA had a total of **40,328** People Living With HIV/AIDS (PLWHA), the **sixth highest** in the nation
(Source: Division of Public Health GA 2011 Report)
- As of 2011, **906** people were on Georgia's ADAP Waiting List, the **second largest** in the country
(Source: National Alliance of State and Territorial AIDS Directors, Weekly ADAP Watch Report, 2012)
- **Recent studies indicate that there is a 96% reduction in the risk of HIV transmission if people have access to HIV medications**
(Source: National Institute of Allergy and Infectious Diseases. NIH News)