

Incarcerated Women and Reproductive Health: A Survey of Contraception Services in Correctional Health Facilities

Carolyn B. Sufrin, MD, MA

Judy C. Chang, MD, MPH; Mitchell D. Creinin, MD
University of Pittsburgh

APHA Annual Meeting 2007

Women Prisoners: Dignity, Advocacy, and Health

November 06, 2007

Background

- 3.2 million women arrested annually
- Median age 32
- Relevance of reproductive health care

Greenfeld L, Snell T. Women Offenders. US DOJ 1999:1-14.

Background

- Unique public health opportunity
 - Population w/ limited health care access
 - Pre-release health care
- Minimal attention to gender-specific health needs

Background

- National Commission on Correctional Health Care (NCCCHC)
 - Some guidelines, few requirements
 - Prenatal care vs. contraception

Background

- 27% of sexually active women using contraception upon incarceration¹
- 67% likely to be sexually active upon release¹
- Women more likely to initiate contraception if accessible in facility (OR=14.6)²

1) Clarke JG, et al Am J Public Health 2006;96(5):834-9

2) Clarke JG, et al Am J Public Health 2006;96(5):840-5

Objective

To describe current contraceptive services provided to female inmates in the US

Hypothesis: Contraception services are not fully addressed in correctional facilities

Methods

Cross-sectional survey

- Correctional health providers
- Self-administered
- Written
- Mailed

Survey design

- 29 questions
 - Demographics
 - Screening practices
 - **Birth control methods (BCM)**
 - Abortion
 - Open-ended (3)
- Pretesting:
 - Piloted to 10 physicians & 5 nurses in correctional health

Sampling

- Inclusion:

Members of Academy of Correctional Health Providers (ACHP)

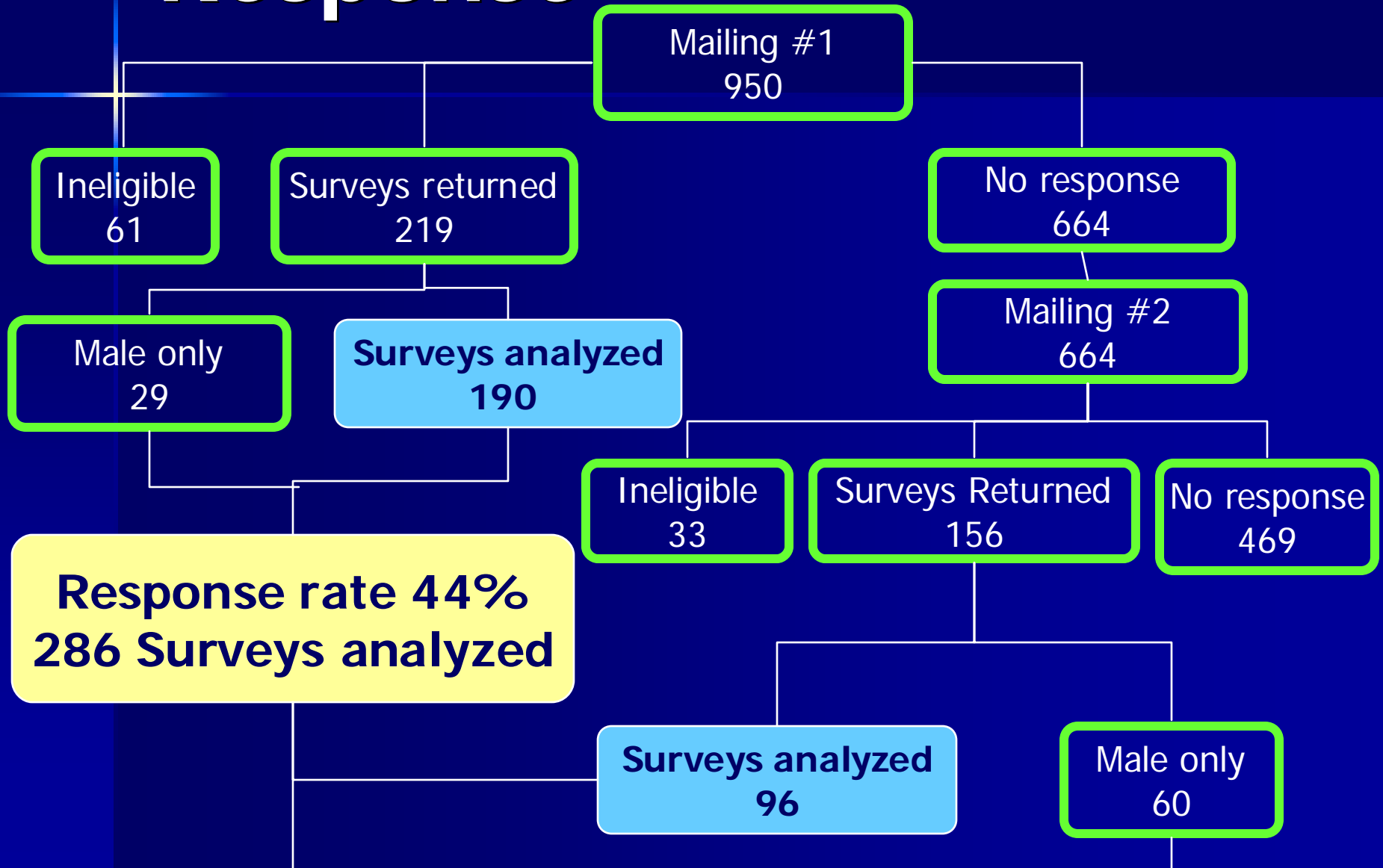
- Exclusion:

Dentists, detention officers and wardens, pharmacists, attorneys, administrators

Data analysis

- Descriptive statistics
- Chi-squared test
- Multivariate logistic regression
- Qualitative extraction of key themes

Response



Demographics

Age 45 (29-75)

Gender

Female 73%

Male 27%

Race/Ethnicity

AA 8%

White 85%

Hispanic 5%

Training

RN 57%

MD/DO 22%

NP 11%

Type of facility

Jail 64%

State 22%

Federal 1%

Juvenile 9%

Time in practice

5-10 yrs 19%

>10 yrs 65%

Certified Corr.
health (CH) 68%

BCM assessment

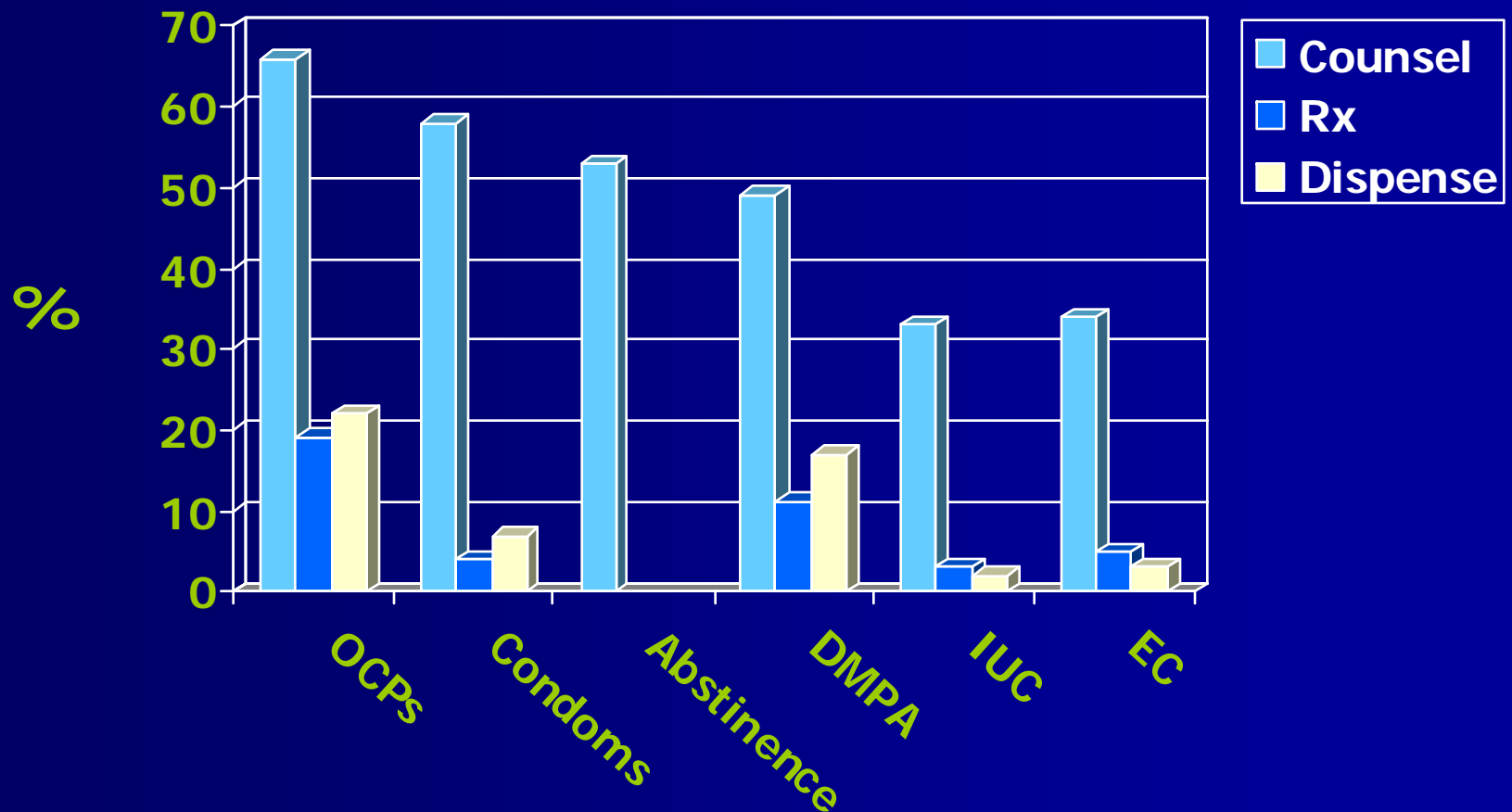
- 71% ask about BCM at some point
 - 44% at intake only
 - 1% release only
 - 8% intake and release
 - 20% some other time
- 55% do not allow inmates to continue BCM

BCM counseling

- Formal policy on contraception counseling = 30%
- Provision of counseling = 70%
 - 19% on intake
 - 11% immediately prior to release
 - 40% upon request only

Methods of contraception

38% provide BCM



BCM Counseling & Provision

Bivariate Analysis

	<i>n</i>	Counsel (%)	<i>p</i>	<i>n</i>	Provide (%)	<i>p</i>
Jail	179	64	} <i>.001</i>	177	31	} <i>.007</i>
State Prison	60	82		60	52	
Fed prison	3	33		2	0	
Juvenile	25	96		24	63	
Female	204	73	<i>.036</i>	204	41	<i>NS</i>
Male	75	60		74	30	
Continue BCM	125	76	<i>NS</i>	124	57	<i><.001</i>
BCM counseling	--	--		194	45	<i>.001</i>
Practice > 10vrs	181	71	<i>NS</i>	179	44	<i>.039</i>
Ab. Not allowed	88	61	<i>.041</i>	89	19	<i><.001</i>
Democrat	113	76	} <i>NS</i>	112	53	} <i><.001</i>
Republican	69	67		69	26	

BCM Counseling and Provision: Screening practices

Test	Screen & BCM Counsel (%)	No screen & BCM Counsel (%)	<i>p</i>	Screen & BCM Provided (%)	No Screen & BCM Provided (%)	<i>p</i>
GC	73	39	<i>.001</i>	40	22	<i>NS</i>
CT	73	44	<i>.003</i>	40	24	<i>NS</i>
HIV	93	54	<i>.052</i>	39	19	<i>.043</i>
RPR	95	32	<i><.001</i>	40	17	<i>.016</i>
Hep B	87	45	<i><.001</i>	41	25	<i>.026</i>
Hep C	76	48	<i><.001</i>	42	20	<i>.003</i>
Pap	77	33	<i><.001</i>	45	15	<i><.001</i>
PPD	71	40	<i>.033</i>	39	20	<i>NS</i>

Counseling BCM: multivariate analysis

	OR	p	95% CI
Ask about BCM	1.8	.001	1.3-2.5
Desire BCM education materials	3.0	.013	1.3-7.3
Syphilis screening	16.5	.001	3.1-90

Provision BCM: multivariate analysis

	OR	p	95% CI
Ask about BCM	1.1	.046	1.0-1.7
Allowed to continue BCM	5.4	<.001	2.7-10.6
Abortion allowed	2.6	.018	1.2-5.6
Pap screening	4.2	.017	1.3-13.4

Text responses: themes

- Continue BCM for 'medical reasons'
- Perceive that women not interested
- Facilities not interested
 - Competing priorities
- Transient populations, high turnover
- Not enough time or staff
- Not enough money

Limitations

- Selection Bias
 - Convenience sampling
 - Non-responses
- Self-reporting bias
- Not trackable to facility to verify actual practices
- Not powered to show SS differences

Conclusions

- Contraception is addressed, but is inconsistently counseled and prescribed.
- Minimal counseling & provision occur pre-release.
- Providers who ask about BCM and screen for STIs are more likely to counsel incarcerated women on BCM.
- Providers who counsel women on BCM and who report that women can continue BCM or obtain an abortion are more likely to provide women w/ BCM.

Future Directions

- Inmates' perspectives
 - Ethnography
- Program development
- Cost analysis

Incarcerated Women and Reproductive Health: A Survey of Contraception Services in Correctional Health Facilities

Carolyn B. Sufrin, MD, MA

Judy C. Chang, MD, MPH; Mitchell D. Creinin, MD
University of Pittsburgh

**supported by the Irene McLenahan Young Investigator Research Fund
Award from the Magee-Womens Health Foundation**

Extras . . .

12B. If yes to question #12, under what circumstances does this counseling occur? (please check all that apply)

- During intake interview
- Upon request at any point in their incarceration
- Immediately prior to release
- One-on-one counseling sessions
- Group forums
- Other: _____

2C. Do you or your facility provide women with information on any of the following methods in written and/or oral form? (please check all that apply)

	Written	Oral	None
Birth Control Pills	<input checked="" type="checkbox"/>	<input checked="" type="checkbox"/>	<input type="checkbox"/>
Contraceptive Patch (Ortho Evra)	<input checked="" type="checkbox"/>	<input checked="" type="checkbox"/>	<input type="checkbox"/>
Vaginal contraceptive ring (Nuva Ring)	<input checked="" type="checkbox"/>	<input checked="" type="checkbox"/>	<input type="checkbox"/>
Injectable methods (Depo Provera)	<input checked="" type="checkbox"/>	<input checked="" type="checkbox"/>	<input type="checkbox"/>
Intrauterine Device (Mirena or Paraguard)	<input checked="" type="checkbox"/>	<input checked="" type="checkbox"/>	<input type="checkbox"/>
Tubal sterilization	<input checked="" type="checkbox"/>	<input checked="" type="checkbox"/>	<input type="checkbox"/>
Condoms	<input checked="" type="checkbox"/>	<input checked="" type="checkbox"/>	<input type="checkbox"/>
Other barrier methods (eg diaphragm)	<input checked="" type="checkbox"/>	<input checked="" type="checkbox"/>	<input type="checkbox"/>
Abstinence	<input checked="" type="checkbox"/>	<input checked="" type="checkbox"/>	<input type="checkbox"/>
Emergency Contraception	<input checked="" type="checkbox"/>	<input checked="" type="checkbox"/>	<input type="checkbox"/>

13. Do you provide women with the following forms of birth control, either in prescription form or dispensed as an actual method (eg pack of pills, shot of Depo Provera) prior to release? (please check all that apply)

	Prescription	Dispense contraception	No
Birth Control Pills	<input checked="" type="checkbox"/>	<input checked="" type="checkbox"/>	<input type="checkbox"/>
Contraceptive Patch (Ortho Evra)	<input checked="" type="checkbox"/>	<input checked="" type="checkbox"/>	<input type="checkbox"/>
Vaginal contraceptive ring (Nuva Ring)	<input checked="" type="checkbox"/>	<input checked="" type="checkbox"/>	<input type="checkbox"/>
Injectable methods (Depo Provera)	<input type="checkbox"/>	<input checked="" type="checkbox"/>	<input type="checkbox"/>
Intrauterine Device (Mirena or Paraguard)	<input type="checkbox"/>	<input checked="" type="checkbox"/>	<input type="checkbox"/>
Tubal sterilization	<input type="checkbox"/>	<input checked="" type="checkbox"/>	<input type="checkbox"/>
Condoms	<input checked="" type="checkbox"/>	<input checked="" type="checkbox"/>	<input type="checkbox"/>
Other barrier methods (eg diaphragm)	<input checked="" type="checkbox"/>	<input checked="" type="checkbox"/>	<input type="checkbox"/>
Emergency Contraception	<input type="checkbox"/>	<input checked="" type="checkbox"/>	<input type="checkbox"/>

14. Rate your current ability in counseling women on the risks and benefits of various contraceptive methods:

	Very Good	Good	Average
Birth Control Pills	<input checked="" type="checkbox"/>	<input type="checkbox"/>	<input type="checkbox"/>
Contraceptive Patch	<input checked="" type="checkbox"/>	<input type="checkbox"/>	<input type="checkbox"/>
Vaginal contraceptive ring	<input checked="" type="checkbox"/>	<input type="checkbox"/>	<input type="checkbox"/>
Injectable methods	<input checked="" type="checkbox"/>	<input type="checkbox"/>	<input type="checkbox"/>
Intrauterine Device	<input checked="" type="checkbox"/>	<input type="checkbox"/>	<input type="checkbox"/>
Tubal sterilization	<input checked="" type="checkbox"/>	<input type="checkbox"/>	<input type="checkbox"/>
Condoms	<input checked="" type="checkbox"/>	<input type="checkbox"/>	<input type="checkbox"/>
Other barrier methods	<input checked="" type="checkbox"/>	<input type="checkbox"/>	<input type="checkbox"/>
Abstinence	<input checked="" type="checkbox"/>	<input type="checkbox"/>	<input type="checkbox"/>
Emergency Contraception	<input checked="" type="checkbox"/>	<input type="checkbox"/>	<input type="checkbox"/>

15. Where do your pregnant patients receive prenatal care?

- At correctional facility
- Outside facility
- Both
- No pregnant patients

16. Are women at your facility allowed to obtain an elective abortion if they request it?

- No → SKIP TO QUESTION #17
- Yes

16A. If yes to #16, do you provide a referral to an abortion provider or options counselor for these patients (please check all that apply)?

- No
- Yes-refer to options counselor
- Yes- give them a phone number for provider (eg Parenthood)
- Yes- help them arrange an appointment
- Yes- other _____

16B. If yes to #16, do you provide transportation to an abortion facility for these patients?

- No
- Yes

17. Are you aware of any county, state or federal guidelines that prohibit or limit providing women with information on birth control?

- No
- Yes

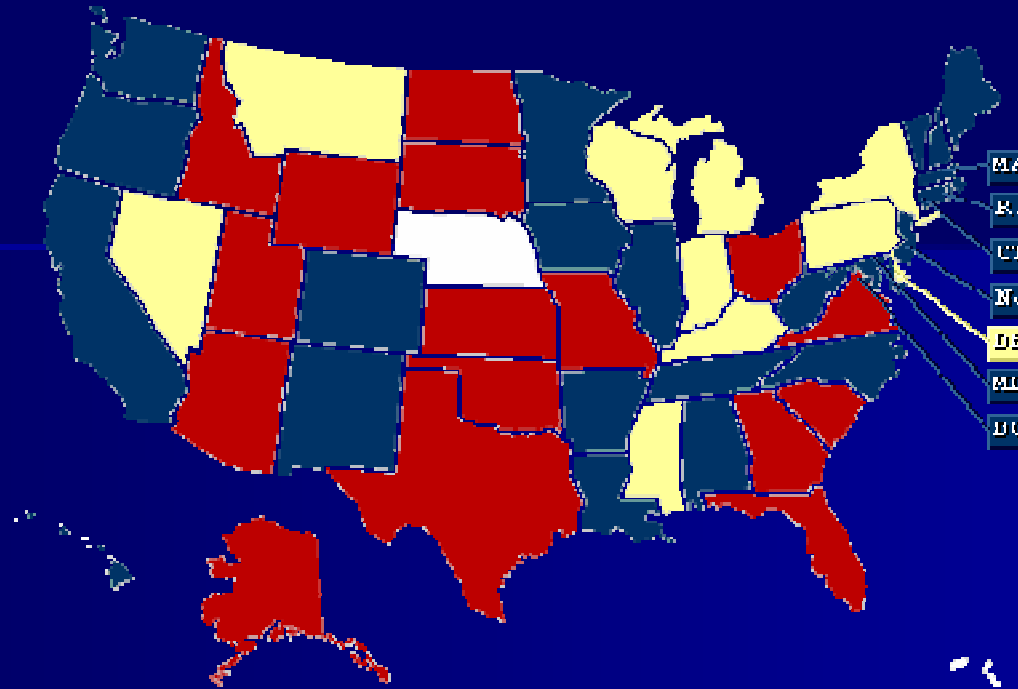
18. Are you aware of any county, state or federal guidelines that prohibit you from providing women with information on abortion?

- No
- Yes

Abortion permitted: Bivariate

	n	Abortion (%)	p
Jail	179	66	.853
State Prison	59	73	
Fed prison	2	50	
Juvenile	24	75	
Female	202	69	.519
Male	74	62	
Continue BCM	90	73	.077
BCM counseling	191	71	.176

NS: Years in practice, profession, certified in corr. Health



	n=88	n=116	n=69	p
Abortion allowed	49%	79%	72%	<.001
Arrange appt	40%	63%	50%	.040
Provide transport	79%	96%	87%	.010